




L.O.G Heigl



VINTAGE CATALOGUE



Major/Super Major, Dexta/Super Dexta, Ford 1000's

Engine Parts **Vin192**

Gaskets	Vin192
Ford Engine Parts	Vin197
Fuel Filter Assembly	Vin202
Fuel System Parts	Vin203
Exhausts	Vin206
Exhaust Manifolds	Vin207
Water Pumps & Hoses	Vin208
Hose Clips	Vin209
Radiators	Vin210

Filters **Vin211**

Air Filters	Vin211
Oil Filters	Vin211
Hydraulic Filters	Vin211
Fuel Filters	Vin212
Power Steering Filters	Vin213



Axle Parts **Vin214**

Track Rod Ends	Vin214
P/S Conversion Kits	Vin215
Fordson Steering	Vin217
Spindles & Steering Arms	Vin218
Stub Axle Components	Vin220
Front Axle Parts	Vin221



Cab Parts **Vin223**

Studs & Nuts	Vin223
Wheels	Vin224
Emblems Decals	Vin226
Seats	Vin227
Fordson N Series Sheet Metal	Vin228

Cab Parts Continued

Fordson Major Sheet Metal	Vin229
Dexta Sheet Metal	Vin230
Ford Grill Parts	Vin232
Ford Bonnet Parts	Vin234
Gauges & Dash	Vin235
Starters	Vin236
Regulators	Vin236
Light Switches	Vin237
Head Lamps	Vin239
Rear Lamps	Vin241

Clutch, Transmission & PTO

Dexta Clutches	Vin242
Major, Super Major Clutches	Vin242
PTO Parts	Vin244

Brakes, Hydraulics & Linkage

Major Brake Parts	Vin245
Dexta Brake Parts	Vin247
Dexta Hydraulic Parts	Vin248
Dexta Gear Parts	Vin248
Linkage Parts	Vin249
Dexta / Major Lift Cover Parts	Vin252
Ford Linkage Parts	Vin253

David Brown

Engine Parts

Gaskets	Vin256
Engine Components	Vin257
Fuel Parts	Vin257
Exhausts	Vin259
Cooling	Vin263
Radiators	Vin265
Water Pumps	Vin266

Cab, Sheet Metal & Electrical

Decals	Vin272
Mudguards	Vin273
Cab Door Hinges	Vin274
Grills & Seats	Vin276
Electrical	Vin277
Wiper Parts	Vin284
Glass	Vin288
Paint	Vin290

Filters

Fuel Filter Assembly	Vin269
----------------------	--------

Vin268

Clutch, Transmission & PTO

Vin292

Axle Parts

Front Axle Parts	Vin271
------------------	--------

Vin270

Brakes, Hydraulics & Linkage

Brake Parts	Vin293
Hydraulic	Vin296
Linkage Parts	Vin297

IHC

Vin298

John Deere




Vin300

Fiat / Nuffield

Vin301

Gaskets

20 TVO

 <p>1039 Gasket Set 20 TVO - Complete</p> <p>1375 Head Gasket 20 TVO</p> <p>1097 Rocker Cover Gasket 20 TVO</p>	 <p>1098 Head Gasket Set 20 TVO</p>	 <p>63288 Gasket Exhaust Manifold 20TVO (PAIR)</p>
---	--	--


Sealant & Gasket Paper

 <p>1861108 Silicone Sealer - 80ml</p>	 <p>1861117 Gasket Sealer - 100g</p>	 <p>1475 Silicone Sealer 300ml</p>	 <p>1478 Gasket Sealer 350g</p>
--	--	---	---

Plain

Sold Per Metre

- 3167** - 0.80 mm Paper
- 3168** - 1.00 mm Paper





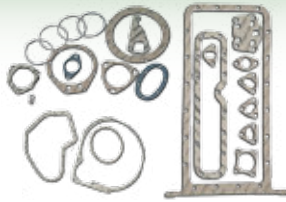

Cork

Sold Per Metre


- 3171** - 3 mm Cork



20D

 <p>1005 Gasket Set 20D - Complete</p> <p>1040 Head Gasket 20D</p> <p>1041 Rocker Cover Gasket 20D</p> <p>1157 Crankshaft Gasket 20D 35 Rear - 4 Cylinder</p>	 <p>1122 Head Gasket Set 20D</p>	 <p>1033 Sump Gasket Set 20D TEF</p>
<p>62954 Lift Cover Gasket 20D</p> 		

35 4 Cylinder




<p>828659 Rocker Cover Gasket 35 4 Cylinder</p> <p>1322 Head Gasket 35 4 Cylinder</p>	<p>1004 Gasket Set 35 4 Cylinder Diesel - Complete Fits 135 Petrol TEA20 TED20 Engine 23C</p>	<p>3064 Exhaust Elbow Gasket 35 4 cylinder 20D</p> <p>1157 20D/35 4 Cyl. Rear Crankshaft Gasket</p>
---	--	---

Gaskets

35 4 Cylinder

3563



Head Gasket Set 35 4
Cylinder

3218

Exhaust Manifold Gasket
20D - Single



3217

Exhaust Manifold Gasket 20D
35 4 Cylinder



3219

Exhaust Manifold
Gasket 35 4 Cylinder
Single



62700


Exhaust Manifold Gasket
20D FE35 4 Cyl - SET



35/35x Head Set

U5LT0012

Head Gasket Set 35 35X
Copper



- | | | |
|---|-----------------|---|
| 1 | 36812136 | Head Gasket 35 35X - 3152 x 35 |
| 2 | 0490491 | Rocker Cover Gasket 35 35X |
| 3 | 0490482 | Thermostat Housing Gasket 35 135 |
| 4 | 41218 | Air Inlet Manifold Gasket 35 Dexta / Super De |
| 5 | 0490485 | Back Plate Gasket 35 135 ** Pack of 2 ** |
| 6 | 36862167 | Fuel Lift Pump Gasket 35 PACK OF 2 |
| 7 | 0490481 | Exhaust Manifold Gasket 35X Dexta |
| 8 | 0490023 | Combustion Cap Gasket 35 |
| 9 | 049135 | Thermostat Housing Gasket 35 135 Top |

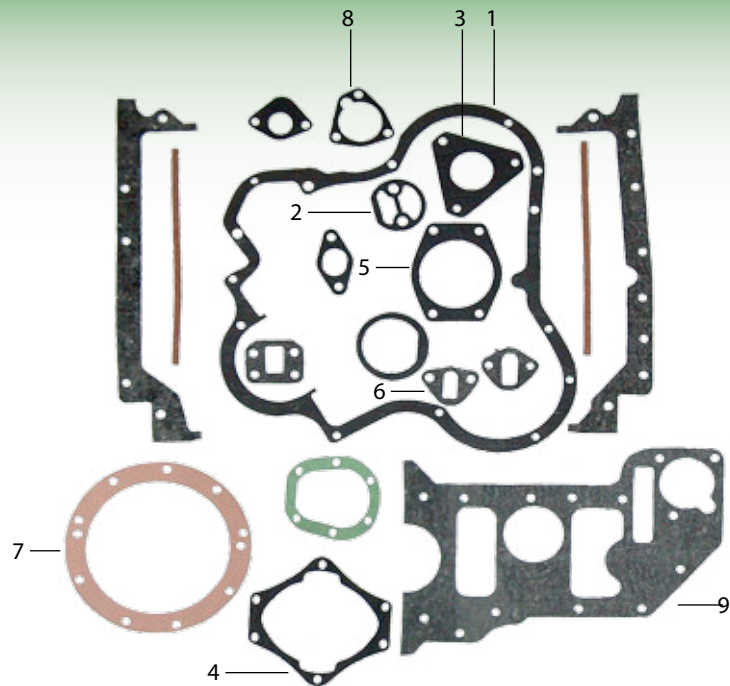
Gaskets

35 3 Cylinder

82887

Sump Gasket Set 135 35 -
D3 152 Rope Seal

- 1 **049157** Timing Cover Gasket 35 135
- 2 **0490514** Oil Filter Head Gasket 135 148
- 3 **0490685** CAV Pump Injector Pump Gasket
- 4 **36817134** Crankshaft Gasket 152 Rear
- 5 **0490484** Water Pump Gasket 35 135
- 6 **36862167** Fuel Lift Pump
- 7 **33826111** Lip Seal Gasket 135 Rear
- 8 **36862511** Rev Counter Gasket 35 135
- 9 **61265** Timing Cover Gasket 135 Rear



Mini Sump Set

53587

Sump Gasket Set 135 35 Mini

**** USE 53587 **36884112**
Sump Packer 135 - From Serial



3623H004

Water Pump Back Plate -
Stainless Steel




Gaskets

135/240 Gasket Set

82886


Head Gasket Set 135 240 c/w Copper Gasket

1. **36812127** Head Gasket 135 240 Copper
2. **36811115** Rocker Cover Gasket 135 240 D 152 135
3. **36862143** Exhaust Manifold Gasket 135
4. **049135** Top Therm. Housing Gasket
5. **0490482** Therm. Housing Gasket
6. **0490485** Back Plate Gasket
7. **827877** Exhaust Elbow Gasket 135 35 35X 65
8. **62648** Gasket 135 Air Intake Manifold



828865

Head Gasket Set 135
c/w Plain Gasket




U5LB0011

Sump Gasket Set 135 240
Lip Seal

1. **049157** 35/135 Timing Cover Gasket
2. **0490514** Oil Filter Head Gasket
3. **0490685** Inj. Pump Gasket
4. **36817134** Rear Crank
5. **0490484** 35/135 Water Pump Gasket
6. **36862167** Fuel Lift Pump Gasket
7. **33826111** 135 Rear Lip Seal Gasket
8. **36862511** Speedo Seal Gasket
9. **61265** 135 Rear Timing Cover Gasket

82887

35/135 Sump Set
(Rope Seal)



2049

Sump Gasket Set 240
Mini

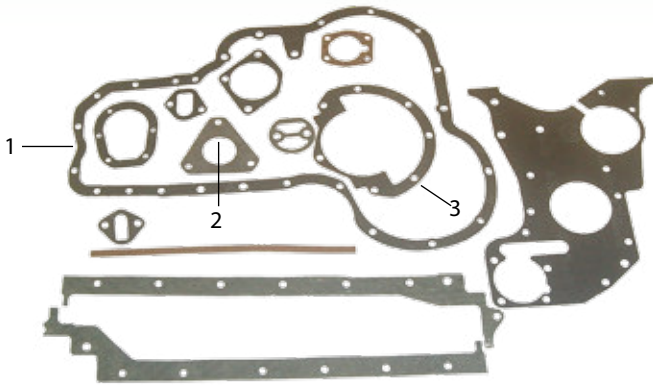


Gaskets

203 Gaskets

82908

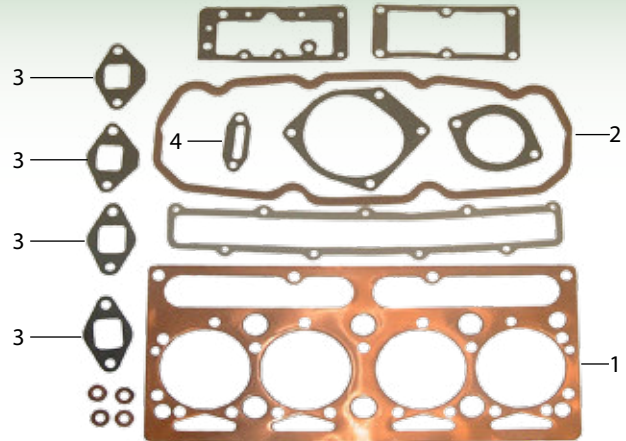
Sump Gasket Set 203



- 1. **36813144** Timing Cover Gasket 203
- 2. **0490685** Inj. Pump Gasket
- 3. **36817141** Crankshaft Gasket 203 Rear


82907

Head Gasket Set 203



- 1. **36812138** Head Gasket 203
- 2. **36811112** Rocker Cover Gasket 203
- 3. **36862144** Exhaust Manifold Gasket 165 203 Eng
- 4. **0490702** Thermostat Housing Gasket 203

1542



Sump Gasket Set 203 Old Mini

36884112
Packer

37556123



Water Pump Plate Back 203


1169

Angle Drive Gasket 165



36883106


Crankshaft Packer 35X 135 148 165-203 Rear



AD4.192 Gaskets

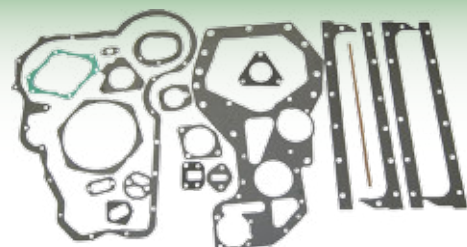
62946

Head Gasket Set AD4.192




62947

Sump Gasket Set AD4.192



Gaskets

212/236/248 Gaskets



- | | | |
|-----|-----------------|---|
| 1. | 36812338 | Head Gasket 212 236 248 |
| 2. | 36811122 | Rocker Cover Gasket 212 236 248 Cork |
| 2. | 3681A027 | Rocker Cover Gasket 212 236 248 Silicon |
| 3. | 36853514 | Water Pump Back Plate Gasket 212 |
| 4. | 194742 | Exhaust Elbow Gasket 165 168 |
| 5. | 36862151 | Thermostat Housing Gasket 165 |
| 6. | 36862133 | Air Intake Manifold Gasket 212 248 |
| 7. | 36862132 | Air Intake Manifold Gasket 212 248 |
| 8. | 36862131 | Air Intake Manifold Gasket 212 248 |
| 9. | 36862134 | Exhaust Manifold Gasket 212 236 248 |
| 10. | 33817117 | Valve Stem Seal 212 248 - Packet of 8 |

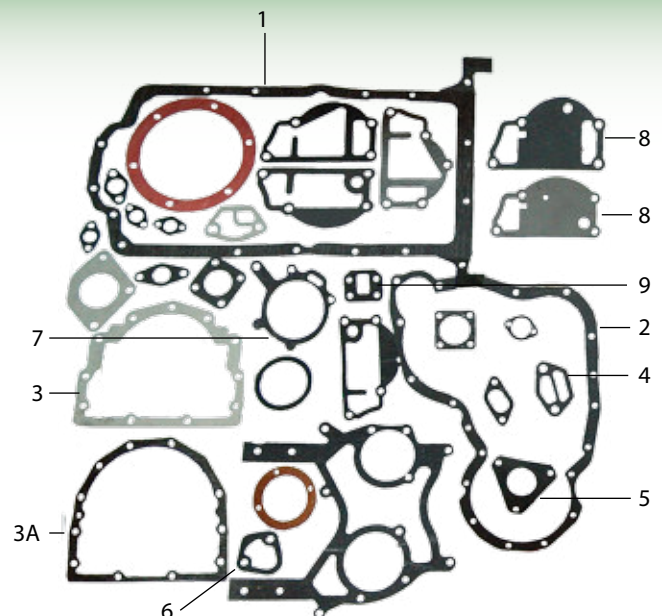


53195
Exhaust Manifold Gasket 1104
5425 5460 6445 6470

68013

Sump Gasket Set 212 236
248


- | | | |
|-----|-----------------|--|
| 1. | 36815707 | Sump Gasket 212 236 248 |
| 2. | 36813137 | Timing Cover Gasket 212 248 Outer |
| 3. | 36817136 | Crankshaft Gasket 212 248 Rope Seal - Old |
| 3A. | 3641221 | Crankshaft Gasket 212 248 Lip Seal - New |
| 4. | 049003 | Filter Head Gasket 212 248 ** Oil Filter Head is 37764181 ** |
| 5. | 0490685 | Injector Pump |
| 6. | 36862166 | Fuel Lift Pump Gasket 2 Stud |
| 7. | 36866721 | Water Pump Gasket 165 290 |
| 8. | 36867156 | Water Pump Gasket 212 236 |
| 9. | 36851113 | Fuel Lift Pump Gasket 4 Stud |



Gaskets

212/236/248 Gaskets

68250




Head Gasket Set 212 236
248 c/w Flame Ring for 165
188 290 590 690 Viton Seal
** Kit 61373 **

36812349



Head Gasket 236 - Flame Ring Liner

3681E036




Head Gasket 4.236 Turbo - From
'86 *** Head Set Complete is
68250 ***

U5LT0065



Head Gasket Set 236 248
365 390 Flush Liner

U5LT0046



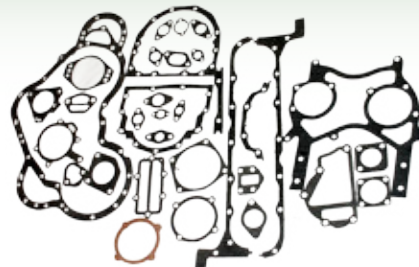
Head Gasket Set 236 698T

U5LT0015G



Head Gasket Set 212 236 165
188 290 590 690 c/w Genuine
Head Gasket - 3681E021


U5LB0045



Sump Set 4236 Turbo JCB

Seals

825208




Crankshaft Seal
TVO Rear

1884098



Crankshaft Seal Rear
20D 35 4 Cylinder

825740




Timing Cover Seal
20D (WRH11)

2415343



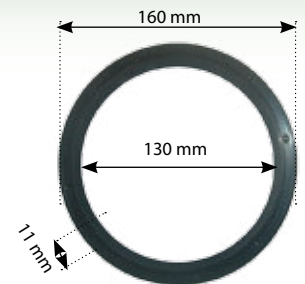
Engine Oil Seal 135
Front - Timing Cover
Seal

2418F475G



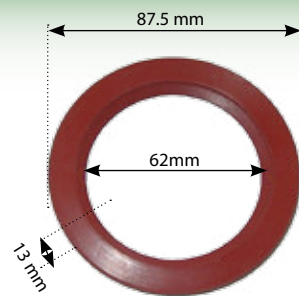
Lip Seal Perkins
Black Genuine

2418F475



Lip Seal Perkins 3.152 - 6.354
Engine Block

2415346



Oil Seal 595 Front Engine
Perkins 318 Engine

2415361



Timing Cover
Seal 212 236
248 Front

36883106



Crankshaft Packer
35X 135 148 165-203
Rear

36883108



Crankshaft Packer 212 236
248 Rear

35/135 Engine Bearings

Big End Bearings

62631

Big End & Main Bearing & Thrust Washer Kit St
165 188 290 390 590 690



Model	Standard	10 Thou	20 Thou	30 Thou
TEA20	62383	62384	62385	62386
TEF20 35/4 Cyl.	63040	63041	63042	63043
35/135	85036	85036A	85036B	85036C
203	85035	85035A	85035B	85035C
212/248	85042	85042A	85042B	85042C
236 Turbo	U5ME0006			
A3.152	U5MB0014	U5MB0014A		



Main End Bearings

Model	Standard	10 Thou	20 Thou	30 Thou
TEA20	62379	62380	62381	62382
TEF20 35/4 Cyl.	63044	63045	63046	63047
35/135	68084	68084A	68084B	68084C
203	68082	68082A	68082B	
212/248	81558	81558A	81558B	81558C

Thrust Washers Kits

63057



Thrust Washer Kit
20TVO Standard 2
x Top & 2 x Bottom
Thrust Washers

62378



Thrust Washer Set
35 FE TEF 20 Diesel



Model	Standard	7 Thou Oversize
35/135/203	Top 31137211	Top 31137212
	Bottom 31137221	Bottom 31137222
212/248	Top 31137551	Top 31137312
	Bottom 31137561	Bottom 31137322

63058



Thrust Washer
Kit 35 135 3.152
Standard 2 x Top &
2 x Bottom Thrust
Washers

63056




Thrust Washer Kit
212 248 Standard 2
x Top & 2 x Bottom
Thrust Washers



**Different Thrust Washers Are Required
When Fitting A New Crankshaft
To An Old Block For Ad152 Engine**





Model	Standard	Undersize
35/135	Top 31137211	Top 31137235
	Bottom 31137221	Bottom 31137245

Big End & Main End Kit



Model	Standard	10 Thou	20 Thou	30 Thou
A.152	61456	61457	61458	61459
212/236/248	61967	61968	61969	61970

Pistons, Liners, Rings

Engine Kit	Model	Liners	Piston C/O Rings	Piston	Rings	Piston Kit
						
	TEF20	61849		61847	61848	
61385 (Chrome Liner)	35 Engine A3152	31358308 Light Lip Chrome (Perkins)	63376 Piston 35X C/O Cast Rings	43212	41158058 Chrome Liner (Perkins)	61672
61369 (Cast Liner)		31358345H Cast	81512 Piston 35X c/w CHROME Rings Individual	43212	41158057 Cast Liner (Perkins)	61672 Piston Kit 35 35x c/o CHROME Rings - SET 3
61368 5 Ring Piston	135 Engine AD3152	31358345H Cast 31358357 30 Thou Oversize (Perkins)	68332		41158057 (Perkins)	61363
61372	148 Engine Ad3152	31358345H Cast	U5PR0002			61366
61398	65/165 203 Engine	31358345H Cast Liner 31358308 Light Lip Chrome (Perkins)	68332		41158057 Cast Liner (Perkins) 41158058 Chrome Liner (Perkins)	
61370	212	31358441H 31358441			41158045 3 Ring 41158044 4 Ring	61359 3 Ring Type
61373	236 168/175	31358441H 31358441 (Perkins)			41158026 41158041	
	236S 565/575 265/275	31358441H	68301		41158041 Service Pack 41158029	
61371	248 290/690	31358352H Lip Finish	89207		4181A009 (6 mm Bottom Oil Ring)	61365

Cylinder Head Parts

35

ZZ80048



37416511



Combustion
Cap 35X 65
Dexta

0490023



35X
Combustion
Cap Gasket

Stud = 082075
Nut = 353431

Cylinder Head 35 /
35X c/o Valves


135

ZZ80082



Cylinder Head 135 c/o Valves

2175 Cylinder Head Stud Kit 35



8 X 32524133 4 1/4' x 7/16'
6 X 32524132 3 5/8' x 7/16'
4 X 32754411 3 9/16' x 3/8' x 5/16'

2176

Cylinder Head Stud Kit 135



5 X 32524132 3 5/8' x 7/16'
13 X 32524131 4 1/8' x 1/8' x 7/16'
4 X 32754412 3 9/16' x 3/8' x 5/16'

32181446




Cylinder Head Stud 135

32181459



Cylinder Head Stud 135
- Short

32181447



Cylinder Head Stud 135
Long

33221327



Conrod Nut 35 135
7/16" UNF

62948



Valve Kit A3.152 35

61827



Valve Kit 135 3
Cylinder

Cylinder Head Parts

63069

Valve Inlet 135 240 AD3.152 A4.203 45 Degree Angle

63070

Valve Exhaust 135 240 AD3.152 A4.203 45 Degree Angle

63072

Valve Exhaust 135 240 AD3.152 A4.203 35 Degree Angle

63071

Valve Inlet 135 240 AD3.152 A4.203 35 Degree Angle

63067

Valve Inlet 35 65 A3.152 A4.203 45 Degree Angle

63068

Valve Exhaust 35 65 A3.152 A4.203 45 Degree Angle



63096



Valve Spring
A3.152 A4.203
35 135 Outer

63099



Valve Guide Inlet & Exhaust
A3.152 A4.203

62745



Valve Cotter 135

62709



Valve Cap Top 35 135
240

62710



Valve Cap Bottom 135 148
240

37786301



Inlet Manifold 135

0940737



35/135 Back
Plate Head

0490485



35/135 Back
Plate Gasket

62611



Back Plate Head
c/o Gasket

Engine Parts 20 Petrol/TVO

62662
Plug Leads c/w Closed
Screw Connections

62656
Plug Leads 20 c/w Covers
Push In Connections

51942
Acorn Cap for Coil
TE20 TVO 20 Long
*** For 62513 &
62515 ***
Long

51941
Acorn Cap for Dis-
tributor Cap Pack
of 5
Short *** For 61342

Short

62515
Coil 12V Old Type TE 20 TVO
20 *** Acorn Cap 51942 ***
Screw In Type

61342
Distributor Cap
20 TVO *** Acorn
Cap 51941 ***

63065
Spark Plug Cap
Champion

63019
Coil 12V New Push in
Connection Type TE20
TVO20 ** Old Type is
62515 **

61524
Distributor Cap
20 TVO Rotor

61343
Condenser 20
TVO

61344
Points 20 TVO

62513
Coil 6V Old Type TE 20
TVO 20 *** Acorn Cap
51942 *** 1.5 Ohms
Screw In Type

63306
Bearing Distributor 20
Late Type 1/2" x 1 5/16"
x 3/8"

63307
Bearing Distributor 20
Early Type
1/2" x 1 1/8" x 5/16"

61345
Spark Plug 20 TVO 35 4
Cylinder
** Long Reach N21 **

Engine Parts 20 Petrol/TVO

TE-20,TEA-20,TEB-20,TEC-20, TED-20,TEE-20

61300



Ring Gear
20 TVO

63007



Crankshaft TEA20 Petrol
TVO



63007K
Crankshaft TEA20 Petrol TVO

62933




Liner TEA20

63264



Thermostat Housing TE20
TE20A TE20D Top

63278



Carburettor 20 TVO Petrol
Marvel Schebler ** Zenith is
63277 **

63277




Carburettor 20 TVO Petrol Ze-
nith Style ** 63278 is Marvel
Schebler **

62797



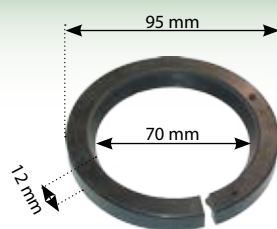
Carburettor Repair Kit
Zenith Style

62768




Carburettor Repair Kit
135 35 Petrol

825208



Crankshaft Seal
TVO Rear

825740



Timing Cover Seal
20D (WRH11)

Engine Parts

20 Petrol/TVO

TE-20,TEA-20,TEB-20,TEC-20, TED-20,TEE-20

61286



Conrod Bush 20
TVO

61325



Plate Governor Weight Assembly
TE 20

825157



Cup and Shaft Assembly 20 D
Also fits 135 35 TE20 TE20A TE20D

61292



Conrod Locking Tabs
20 TVO

61291



Flywheel Locking
Tabs 20 TVO

825259



Valve Guide TE 20
Inlet & exhaust, ID
7.88mm, OD 12.75mm

61842



Heat Shield TE 20 - Heavy Duty
135 Petrol 35 Petrol

61567



Oil Pump Rotor TE 20
(Petrol) (Slit at on end of Shaft)

61777



Spark Plug Scrambler /
Chainsaw

61289



Timing Chain 20 TVO -
29 Links

826113



Timing Chain Tension
20 TVO 20 D 35 4 Cylinder

61840



Pre Cleaner Assembly TEF 20
20D - 40mm
Air Hat ** Hose is 6832 **

61841



Thermostat Housing
TEF20 Diesel

53228



Chain Tensioner Repair Kit
Perkins P3 P4 P6

53227



Chain Tensioner Assembly
Perkins P3 P4 P6

20D Engine Parts

20D / 35 4 Cylinder

63008

Crankshaft TEF20
Diesel 4 Cylinder



63008K = Kit which
includes bearings

62045

Crankshaft
Pulley TE 20 35
Front



41428

Injector Pump
Diaphragm
TEF20



41105

Exhaust Valve
Guide TEF20



62109

Conrod Bush
TEF20 20D
Engine



63146

Oil Pressure Pipe To Gauge 20 Diesel

Short

63147

Oil Pressure Pipe From Block 20 Diesel

Long



825259

Valve Guide TE 20



61671

Oil Pump Rotor 20 D
35 4 Cylinder



61567

Oil Pump Rotor
TE 20 (Petrol)



825157

20D Cup
Shaft Assembly
Also fits 135 35 TE20 TE20A
TE20D



826127

Angle Drive 35 4 Cylinder
Cable = 61116 48' Long



826113

Timing Chain Tension 20
TVO 20 D 35 4 Cylinder



61845

Piston Ring 35 135
Petrol



61847

Piston TEF 20 20 D
c/o Rings



61848

Piston Ring
TEF 20 20D



61849

Liner TEF
20 20D



63370

Liner FE35 In-
dustrial 702 35 4
Cylinder



63322

Piston Assembly
FE35 23C 35 4
Cylinder



62933

Liner TEA20



62377

Ring Gear 20D



62140

Filter 20D Engine
Breather



825102

Frost Plug 20 D 35 4 Cyl-
inder -1 3/4" 44.75mm



61396

Frost Plug
20D/35 4 Cyl
Small - 1 1/4"
32.18mm



61429

Timing Chain 35
4 Cylinder - 31
Links


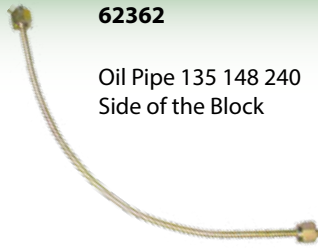


















61430

Timing Chain TEF
20 20 D - 43 Links
c/w Joine



Joiners = 1596

35/135 Engine Parts

<p>6932</p>  <p>Rocker Shaft 135 Complete</p>	<p>62362</p>  <p>Oil Pipe 135 148 240 Side of the Block</p>	<p>61296</p>  <p>Ring Kit 135 Petrol 35 Petrol 35X 80.96mm</p>
<p>37416511</p>  <p>Combustion Cap 35X 135 65 Dexta 144 152 192 203 Perkins engines</p>	<p>0490023</p>  <p>35X Combustion Cap Gasket Pack of 10</p> <p>Stud = 082075 Nut = 353431</p>	<p>62361</p>  <p>Oil Pipe 135 148 240 Head to Block Also 550 For AD 3.152 Engine</p>
<p>62745</p>  <p>Valve Cotter 135</p>	<p>37188571</p>  <p>Rocker Cover 135 Steel</p>	<p>36811115</p>  <p>Rocker Cover Gasket 135 240 D 152 135</p>
 <ol style="list-style-type: none"> 37747581 Thermostat Housing 135 Top 049135 Top Thermostat Housing Gasket 2485666 Thermostat 82; All Models 37766361 Thermostat Housing 135 5/8" UNF FOR BLANK 0490482 Thermostat Housing Gasket 35 135 Pack of 2 	<p>62609</p>  <p>Rocker Shaft Phaser 4 Cylinder 212 248</p>	<p>61882</p>  <p>Blow off Pipe for Rocker Cover 135 240</p>
<p>62709</p>  <p>Valve Cap Top 35 135 240</p>	<p>62710</p>  <p>Valve Cap Bottom 135 148 240</p>	<p>62708</p>  <p>Valve Cap Top 165 185 265 285</p>
<p>61827</p>  <p>Valve Kit 135 3 Cylinder</p>	<p>63096</p>  <p>Valve Spring A3.152 A4.203</p>	<p>63099</p>  <p>Valve Guide Inlet & Exhaust A3.152 A4.203</p>
<p>63069 Valve Inlet 135 240 AD3.152 A4.203 45 Degree Angle 63070 Valve Exhaust 135 240 AD3.152 A4.203 45 Degree Angle 63072 Valve Exhaust 135 240 AD3.152 A4.203 35 Degree Angle 63071 Valve Inlet 135 240 AD3.152 A4.203 35 Degree Angle</p>	<p>0860012</p>  <p>Cam Follower 135 140 145 148 165 Tappet</p> 	

AD152 Engine Parts

ZZ90084



Crankshaft 35 135 Rope Seal c/o Bearings AD3.152 Keyway on Nose

94458



Crankshaft 135 240 Lip Seal c/o Bearings AD3.152 Keyway on Nose

62956



Crankshaft 65 MK2 165 MK1 c/o Bearings 4 Cylinder Rope Seal Perkins 203 Engine


62956K = Kit which includes bearings

35/135/240 Pulley



- | | |
|--------------------|--|
| 1. 31731515 | Weight Locking Tab |
| 2. 33125124 | Front Crankshaft Pulley Spacer 135 |
| 3. 62612 | Pulley Crankshaft 35 135 c/w Key Kit |
| 4. 0410132 | Crankshaft Gear 135 |
| 5. 62550 | Crankshaft Washer 135 |
| 6. 62637 | Starter Bolt For Crankshaft 35 135 148 |
| 7. 36271704 | Key Crankshaft 35 135 Front |

35/135 Rope Seal Housing



- | | |
|--------------------|--|
| 1. 36817134 | Crankshaft Gasket 152 Rear |
| 2. 41422034 | Rope Seal Carrier 35 135 |
| 3. 36883106 | Crankshaft Packer 35X 135 148 165-203 Rear |

AD152 Engine Parts

899451



Pipe 135 Oil Pressure Short

61589



Oil Pressure Pipe Union TE 20 35 35X 135

899453



Pipe 135 Oil Pressure Long

37732901



Cylinder Block Elbow 35 35X 135 148

62061




Gauge 135 165 Oil Pressure - Old Smith Type Fits 35 35X 65 185 188 TE20 TEF20

36053



Gauge 20 TVO 20 D Oil Pressure

Con Rods



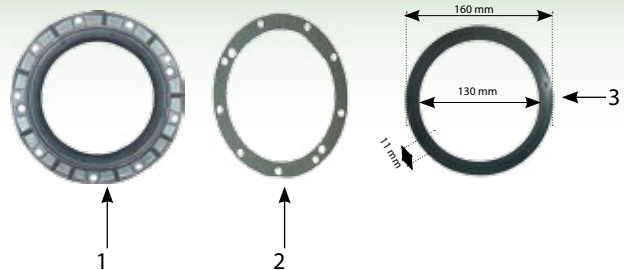
1. **91051** Conrod 135 D152 203
2. **31134151** Small End Bush
3. **0095250** Conrod Bolt 35 135
4. **33221327** Conrod Nut
5. **63183** Conrod Overhaul Kit 135 240

ZZ90011




Conrod 35 65 MK1

135/240 Lip Seal Housing



1. **37424611** Carrier 135 240 Lip Seal c/o Seal
2. **33826111** Lip Seal Gasket 135 Rear
3. **2418F475** Lip Seal Perkins 3.152 - 6.354 Engine BlackRear Crankshaft seal Lip Seal

135 Timing Cover Assembly




1	33473106	Rev Counter Drive End 35 65 135
2	37416751	** Kit is 37416751K **
2A	37416751K	Rev Counter Drive Housing 35 135 Kit c/w Seal
3	36862511	Rev Counter Gasket 35 135 Pack of 2 Seal=30854
4	30854	Rev Counter Drive Seal 35 135
5	62646	Blanking Plate Oil Filler 3152 35 135
5A	3623H004	Water Pump Back Plate - Stainless Steel
6	2415343	Engine Oil Seal 135 Front - Timing Cover Seal
7	37167791	Timing Cover 135 Outer
8	049157	Timing Cover Gasket 35 135
9	0410132	Crankshaft Gear 135
10	41115008	Oil Pump Idler Gear 135
11	0180831	Circlip Idler Gear
12	0920883	Idler Gear Lock Plate 135
13	31164362	Timing Cover Idler Gear 135
14	0780067	Timing Cover Assembly Camshaft Spring 135
15	2126466	Rivet for Camshaft Spring
16	996257	Timing Cover 135 Inner
17	37354312	Timing Cover Support Bracket 35 135 148 240 2
18	61265	135 Rear Timing Cover Gasket



61770
Power Steering Pump
Cover 135 240

AD152 Block Parts



- 1. **33242407** Dipstick Tube 135
- 2. **31786412** Dipstick 35 135 200
- 3. **0650540** Sump Plug 35 1/2" GB Plug
- 4. **37172493** Sump 135 240 Lip Seal
- 5. **4174** Sump Plug Ford & 135 (3/4"-16 Thr)
- 6. **4139** Washer Sump Plug Ford 3/4" ID

62982

Thermostat Bottom Housing To Suit 1000



63138

Injector 3 Cylinder to Suit 1000



61129



Engine Block
135 3 Lip Seal

62981



Cylinder Head 135 240 to
Suit 1000

1000P

Engine 135 240
Original Type
Complete with
Electrics, Fuel
Injection System
Radiator, Cowl, Fan
and Water Hoses



37813113

Blanking Plug - Ring Gear
Flywheel 100 200



- 0650567** Frost Plug 1" 25.78mm
- 0650563** Frost Plug 135 165 - 1 1/4" 32.18mm
- 0650618** Frost Plug 135 165 1 3/8" 35.36mm
- 0650577** Frost Plug 135 165 1 1/2" 38.53mm
- 825102** Frost Plug 20 D 35 4 Cylinder - 1 3/4"
- 0650566** Frost Plug 135 -17.65mm
- 61396** Frost Plug 20D/35 4 Cyl Small - 1 1/4"
- 32417156** Frost Plug 399 -1" 25.78mm
- 32416105** Plug - Camshaft 212/236/248 Engine



37764251



Oil Filter Head 135

0490514



135/148 Oil Filter
Head Gasket

62610



Oil Filter Head c/o Gasket and
Bolts

3242T001K



Crankshaft Block
Front c/o Bolts

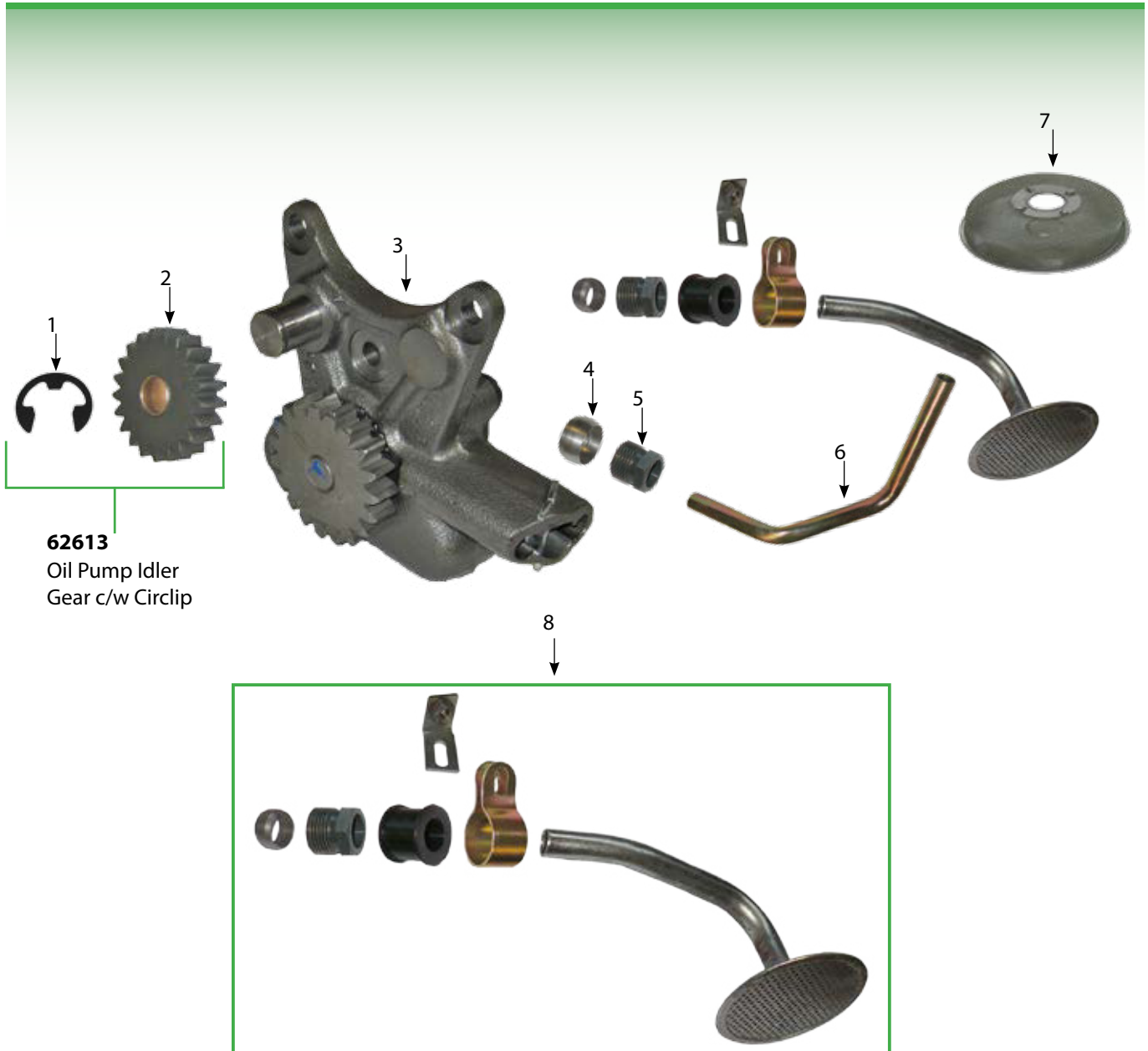
3242T001



Crankshaft Block
Front ** Kit is
3242T001K **

Oil Pumps & Related Parts

35/135 Oil Pump



62613
Oil Pump Idler
Gear c/w Circlip

- | | | |
|----|-----------------|---|
| 1. | 0180831 | Circlip Idler Gear |
| 2. | 41115008 | Oil Pump Idler Gear 135 |
| 3. | 41314078 | Oil Pump 35 135 |
| 4. | 0560244 | Olive for Suction Pipe |
| 5. | 33532121 | Nut for 3.152 Pump Suction Pipe ** USE 3831 * |
| 6. | 34711129 | Oil Delivery Pipe 35 135 148 240 550 |
| 7. | 61196 | Sump Strainer 35 Old Type |
| 8. | 3831 | Suction Pipe Kit 35 135 Mod. |

Fuel Parts

6946



Fuel Tank 135 13" Grill
Sender Unit=897403
Cap=8002

64368



Fuel Tank 135 14" Grill OE Ref: 1861644M91
Cap=8002

62978



Fuel Tank Cap With Lock
To Suit 6946T Only

61985



Fuel Tank 188
Cap=8002
Sender Unit=897389
Tank Mounting=883622/3
Fuel Tap=898580

61517



Fuel Tank 240
Cap=1876534

3166



Fuel Tank 265 275 285
290
Cap=1876534

62017



Fuel Tank 165 168
Fuel Cap=8002



62555
Lock Fuel Tank 165 285 290

61411

Fuel Tank 20 TVO Single c/o
Cap Petrol Only
Fuel Cap=61290



62929

Tank Strap 165 Front

62930

Tank Strap 165 Rear




62557

Fuel Tank Support
Front

62556

Fuel Tank Support
Rear



160486

Fuel Tank Stud Set 135
240



62415



Fuel Tank 20D
Fuel Cap=61290

61288



Fuel Tank 20 TVO -
Double
Fuel Cap=61290

62619



Fuel Tank 35 35X

62129



Seal Kit For TE 20 Fuel Tap/
Glass Bowl

1850167



Fuel Assembly
Screw 20 TEF 35

Fuel Parts

Fuel Tank Mounting

883623

Tank Mounting 165 168 185
188 265 290 -24.7mm Thick



883622

165/188 Tank Mounting --
18.6mm Thick



Fuel Caps

8002

Fuel Tank Cap Metal 100
Series David Brown



42240

Fuel Tank / Radiator
Cap Dexta , Major



1876534

Fuel Tank Cap 500
690



64511

Fuel Tank Cap
233 253 254 2545 263T 273 274
2745 283 284 293 294 1104 1114
1134 [OE Ref: 977093M91](#)



Tank Hoses

6198



Hose 698 698T 699
Tank to Tank RH

6173



Fuel Tank Hose
690 698 699 LH

6199



Hose 675 699
Tank Filler

6181



Fuel Tank Pipe 690
RH & LH

Fuel Gauges

894844



Gauge Fuel 165 168
175 178 185 188

6747



Gauge 300 Fuel &
Temperature

1877717



Gauge 200 & 500
Fuel

1877719



Gauge 200 500 Water Tempera-
ture

Temp Gauge

Fuel Taps


62967
Fuel Tap 20 Late Type **
Pull On - Turn To Lock **



62971
Fuel Tap Elbow 20 Diesel
- Early Type
OE Ref: 2539



1851654
Fuel Tap Strainer



1851653
Fuel Tap 35 65
Brass Tap

1851654
Fuel Tap Strainer



898540
Fuel Tap 135
Vertical Brass Tap

898580



Fuel Tap 165 188
Brass Tap

898580P



Fuel Tap 165 188
Plastic

1694985P



Fuel Tap 200 300
Plastic Fits 240 265
290 390 390T 398

1694985



Fuel Tap 200 300
Brass

6022



Suction Pipe
390 Fuel Tank

Fuel Senders

897403
Fuel Sender 135 - Old Type



1861789



Fuel Sender 135 148
(New Type)

897389



Fuel Sender Unit
165 188

6376



Fuel Sender
Unit 290

61617



Fuel Sender Unit 240
5 Hole



Fuel Lift Pumps

61620



Fuel Lift Pump 20D 35
4 Cylinder
Gasket=36862167

826154



Fuel Lift Pump 20D 35
- 4 Cylinder
Gasket=36862167

2641311



Fuel Lift Pump 135
Gasket=36862167

2641712



Fuel Lift Pump 240
4 Stud
Gasket=36851113

61998



Fuel Lift Pump 4325 -
4355 Phaser Engine

61999

Fuel Filter for Lift Pump
4325 - 4355 Phaser



2641406



Fuel Lift Pump 35 135
c/o Glass Bowl
Gasket=36862167

51566



Fuel Lift Pump JCB
Fastrac

26410070



Fuel Lift Pump Head
168 178 185 188

63028



Fuel Lift Pump 3445
3455 5445 5455 5460
6445

2641725



Fuel Lift Pump 165
188 290 4 Stud
Gasket=36851113

53131



Fuel Lift Pump Val-
met Valtra Case CS

2641A067



Fuel Lift Pump Phaser 4
Cylinder
Gasket=36851113

2641729



Fuel Lift Pump
6354.4 Phaser 6
Cylinder

2641372



Fuel Lift Pump
6354 2 Stud

2641478



Fuel Lift Pump 165 188
Ford 2000 -7600 2 Stud
Gasket=36862166

2641345



Fuel Lift Pump 203 65
595 c/o Glass Bowl
Gasket=36862167

2641333



Fuel Lift Pump 203 595 w/o
Glass Bowl
Gasket=36862167

51484



Fuel Lift Pump Perkins
4/99 4.108 A4/107
Gasket=36862167

0995260

Glass Bowl 35 for
Lift Pump




0490538

Seal 35 Glass
Bowl



TEF20



62835

Tank Kigass
TEF20



62974

Auxiliary
Tank 20



62970

Bracket for
Auxiliary
Tank 20



1 62040



Injector Pipe
TEF20 No 1

2 62041



Injector Pipe
TEF20 No 2

3 62042



Injector Pipe
TEF20 No 3

4 62043



Injector Pipe
TEF20 No 4

62420



Pipe TEF 20 Air Intake to
Injector Pump

62427



Pipe TEF 20 Leak off to Tank

5 62920



Pipe 20D
Tap to Fuel
Lift Pump
After '53 c/o
Fuel Pump

6 62423



Pipe 20D
Fuel Filter Head
c/o Banjo Bolt

7 62426



Pipe 20D
Auxiliary
to Main Tank

62422



Pipe TE 20 Diesel Tank to Lift Pump
Also Filter to Lift Pump

42105

Fuel Pipe to
Carburetor
TED20 TVO 20
Petrol



TEF20

62421



Pipe 20D Leak Off

62425



Pipe 20D Kigass To Manifold Heater Plug

62921



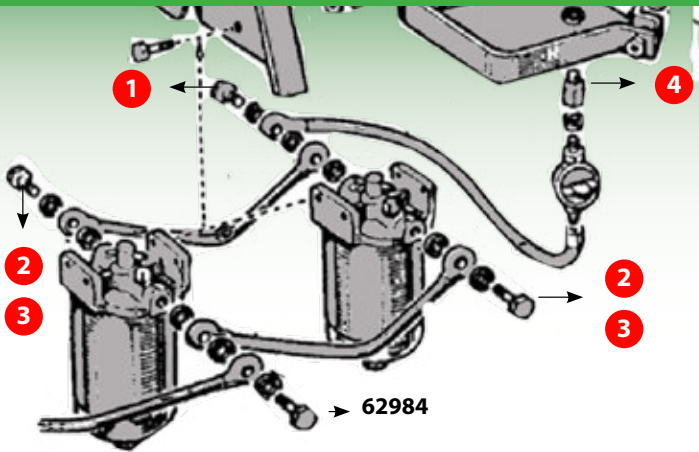
Fuel Pipe 20D Filter to Injector Pump After '53 c/o Fuel Pump

62919



Fuel Pipe 20D Fuel Lift Pump to Filter After '53 c/o Fuel Pump

62983
62985



1 62984
Banjo Fitting 20D Fuel Filter
Pre 53




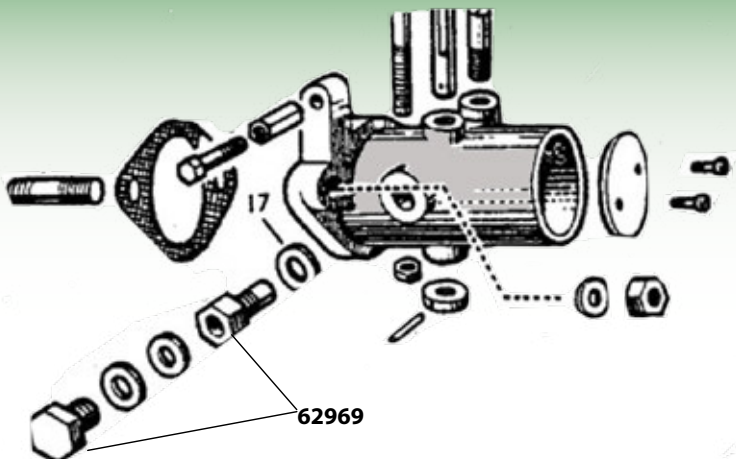
3 62985
Banjo Fitting 20D Fuel Filter
2 pieces on Pre 57 4 pieces of
Late Type



2 62983
Banjo Fitting 20D Fuel Filter
2 pieces on pre 57 4 pieces
on Late Type



4 62966
Adaptor for Late Type Fuel
Tap 20



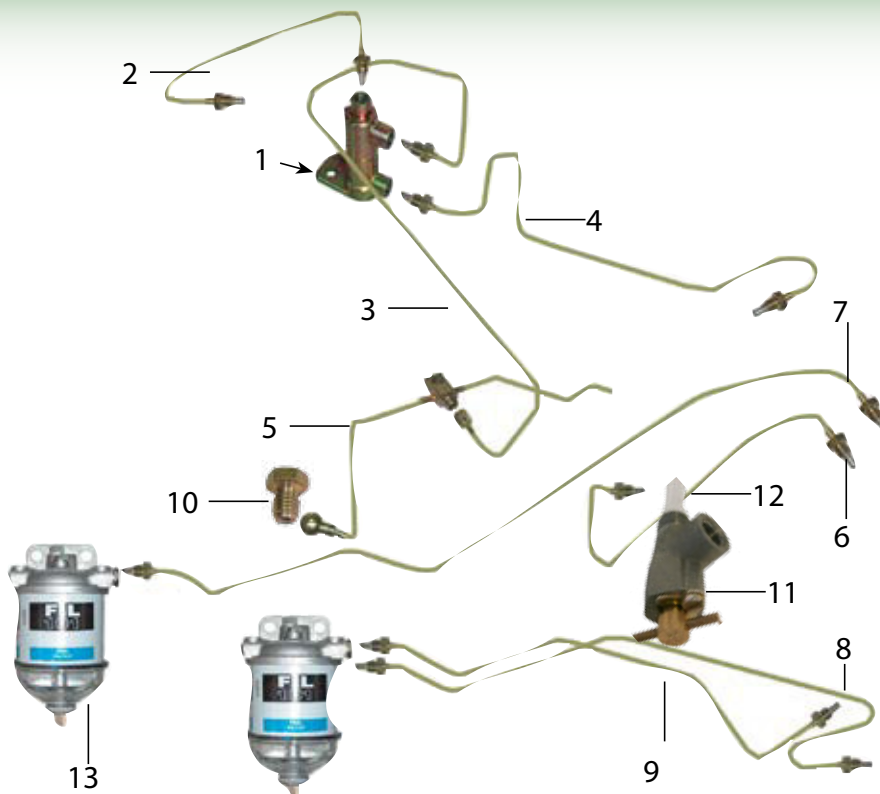
62969
Banjo and Adaptor from 20D
Venturi Assy

35 Fuel Lines



- 1. **890971** Fuel Filter Assembly 35X Fordson Major Dextra
Fuel Filter=32327
- 2. **888484** Pipe 35 135 Filter to Filter
- 3. **991045** Fuel Filter Assembly Single Imperial
Fuel Filter=1782 / 1782B

135 Fuel Lines

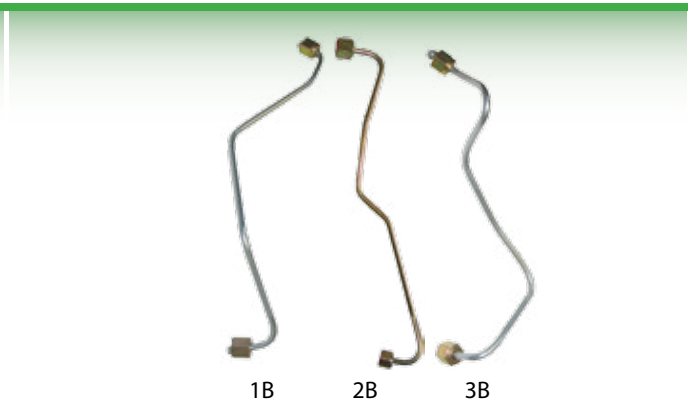



- 1. **891969** Auxiliary Tank 135 165 185 35 35X 65 Reservoir Tank Perkins A4.192 A4.203 AD4.203 A4.212 A4.236
- 2. **1831401** Pipe 135 Auxillary Tank to Tank
- 3. **1831404** Pipe 135 Auxillary Tank Leak Off
- 4. **1831405** Pipe 135 Auxillary Tank to Heater
- 5. **1831408** Pipe 135 Leak off to Injector
- 6. **883712** Fuel Pipe 135 148 152 240 265 Flexy Tank To Lift Pump
- 7. **1831403** Pipe 135 Lift Pump to Filter
- 8. **1831402** Pipe 135 Long Injector Pump to Filter
- 9. **1831406** Pipe 135 Filter to Injector Pump Short
- 10. **51224** Fuel Filter Bolt Plug Top
- 11. **898540** Fuel Tap 135 Vertical
- 12. **1851654** Fuel Tap Strainer
- 13. **991045** Fuel Filter Assembly Single Imperial Fuel Filter=1782 / 1782B

35/35X/135/148/240 Injector Fuel Pipes

35/35X Up To Serial No


35/35X From Serial No



- 1A. **35354163** Injector Pipe 35 No 1 - up to Serial No
- 2A. **35354164** Injector Pipe 35 35X No 2 Up To Engine Number
- 3A. **35354165** Injector Pipe 35 35X No 3 Up To Engine No

- 1B. **35355265** Injector Pipe 35 35X No 1 From Engine No
- 2B. **35355266** Injector Pipe 35 35X No 2 From Engine No
- 3B. **35354237** Injector Pipe 35 35X No 3 From Engine No

35's 4 Cylinder



- 1A. **62915** Injector Pipe 1 35 4 Cylinder
- 2A. **62904** Injector Pipe 2 35 4 Cylinder
- 3A. **62917** Injector Pipe 3 35 4 Cylinder
- 4A. **62918** Injector Pipe 4 35 4 Cylinder

827257



Leak off Pipe 35 4 Cylinder

62424



Pipe 35 4 Cylinder Filter to Injector Pump

62914



Fuel Pipe 35 4 Cyl Leak Off Rail to Fuel Tank

41262008



Pipe Assembly 35 - Leak Off Pipe
Fitting Kit is **62696**


62696



Fitting Kit Pipe Assembly 35 - Leak Off Pipe
For **41262008** Pipe

35/35X/135/148/240 Injector Fuel Pipes


135 - Late Type



- 1A. **35342004** - Injector Pipe 135 No 1 Late Type
- 2A. **35342005** - Injector Pipe 135 No 2
- 3A. **35342006** - Injector Pipe 135 No 3




135 - Early Type



- 1A. **62922** - Injector Pipe 1 135 Early Type
- 2A. **35342005** - No. 2 135 Injector Pipe
- 3A. **35342006** - No. 3 135 Injector Pipe

135/148/240 -New type

- 1B **35355459** - Injector Pipe 135 No. 1
- 2B. **35355383** - Injector Pipe 135 No. 2
- 3B. **35354406** - Injector Pipe 135 No. 3



Leak Pipe


990727

Leak Off Pipe 135
Top



135 240 Injector Pump

3230F350
Injector Pump 135 240



1 0490685



CAV Injector Pump Gasket

2 53113



Blanking Plug Injector Pump PAIR

3 62522



CAV Pump Shut Off Lever

4 51895



CAV Injector Pump Throttle Lever

5 62520



CAV Pump Throttle Arm Adjusting Screw
Nut=53024
Washer=53025

6 62546



Control Housing CAV

7 62521



CAV Pump Governor Cover Gasket

8 62523



CAV Pump Nylon Filter

9 62526



CAV Pump End Plate Assembly

10 7123351B



Bleed Screw - Small
Washer=53022

11 62527



CAV Pump Sleeve

12 62528



CAV Pump Seal

13 7123352B



Bleed Screw - Large
Washer=53023

14 62525



CAV Pump Cover Plate

15 62524



CAV Pump Cover Plate Gasket

894225



Clip 135 165 240 265 Throttle Large Hole

922911



Stop Rod Clamp 135 Small Hole

61324



Injector Pump Spring (Short)

61315







Injector Pump Spring (Long)


62690









Seal Kit CAV Injector Pump

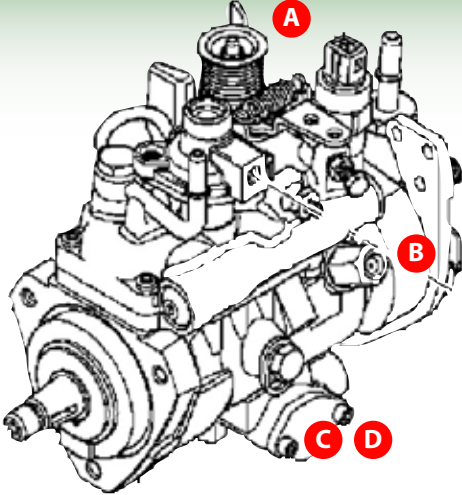




Delphi Injector Pump Parts

<p>3240F011 Injector Pump FE35 23C</p> 	<p>3230F030</p>  <p>Injector Pump 35 - 3 Cylinder</p>	<p>62354</p>  <p>Injector Pump 165 - 203 Engine (Old Engine)</p>	<p>3241F360 Injector Pump 212 236 248 4 Cylinder</p> 
---	---	---	---







62690
Seal Kit CAV
Injector Pump

<p>62998 Injector Pump 390T 398 3065 3070</p> 	 <p>53267</p> <p>53268 53266/ 53269</p>	<p>53267 Banjo Injector Pump Outlet</p>  <p>53266 Fuel Line Connector Injector Pump</p> 	<p>53268 Washer Injector Pump</p>  <p>53269 Fuel Line Connector Right Angle Injector</p> 
---	--	---	--


	<p>A</p> <p>62727 Solenoid 12V Diesel Stop 42s 54s Plug In Type</p> 	<p>B</p> <p>62725 Valve for Delphi Injector Pump 42s 54s</p> 
	<p>C</p> <p>62726 Diaphragm Kit Delphi Injec- tor Pump 42s 54s</p> 	<p>D</p> <p>59333 Diaphragm Kit Delphi Injec- tor Pump 4200 5400</p> 

Solenoid Diesel Stops

<p>1976</p>  <p>Solenoid 12v Diesel Stop BOSCH Type</p>	<p>2038</p>  <p>Solenoid Diesel Stop 12V CAV Type</p>	<p>1992</p>  <p>Solenoid Diesel Stop 12V CAV Type Single Nut Connection</p>	<p>62727</p>  <p>12V Solenoid Diesel Stop 42s 54s Plug In Type</p>
---	---	--	--

Fuel Injectors

3241F360 Fuel Injectors & Parts



62450



Injector 135 AD3.152 SET 3
Nozzle=62682

62809



Injector 65 AD4.203 Direct - SET 4
Nozzle=62682

62467



Injector 165 4.212 - SET 4
Nozzle=62684

62468



Injector 168 4.236 - SET 4
Nozzle=62686

62469



Injector 4.248 290 390 - SET 4
Nozzle=62687

62849 Set of 4
62849S Single



Injector 20D

62850 Set of 4
62850S Single



Injector 35 4 Cylinder

62851 Set of 3
62851S Single



Injector 35X

0095315



Injector Banjo Bolt

42137



Injector Banjo Bolt Ford 10 100 1000 Series

33817114



Injector Dust Seal

6930




Injector Dust Seal New Type

3.152 35X

63463
Cap Washers 3.152 35X
OE Ref: 2645568

63462

Nut Cap Injector 3.152 35X
OE Ref: 2645568



63461

Nut Small Injector 3.152 35X
OE Ref: 2645568

63464

Nut Nozzle Cap 3.152 35X
OE Ref: 2645568

0921173

Injector Washer 135



2411152

Washer Injector Leak Off Pipe
PACK OF 10




61716

Injector Washer 35



Injector Nozzles

62680



Injector Nozzle FE35 Standard 23C 4 Cylinder

62681



Injector Nozzle A3.144 A3.152 A4.203 Indirect

62682



Injector Nozzle AD3.152 AD4.203 Direct

62683



Injector Nozzle AD3.152 AD4.203

62688



Injector Nozzle A4.318

62684



Injector Nozzle A4.212 Short Piston

62685



Injector Nozzle A4.248 BDLL150S6556 188

62686



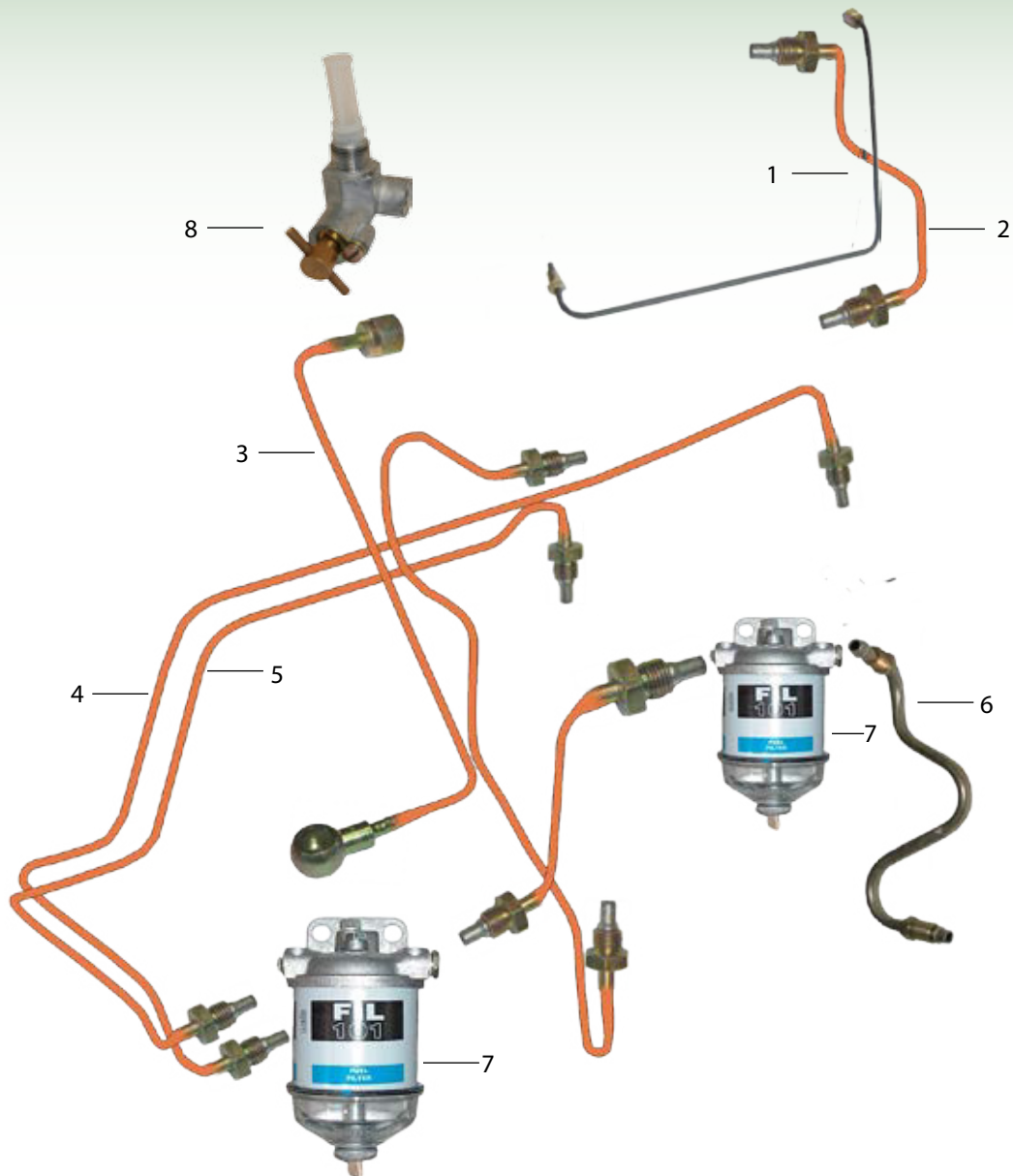
Injector Nozzle A4.236 Late Type

62687



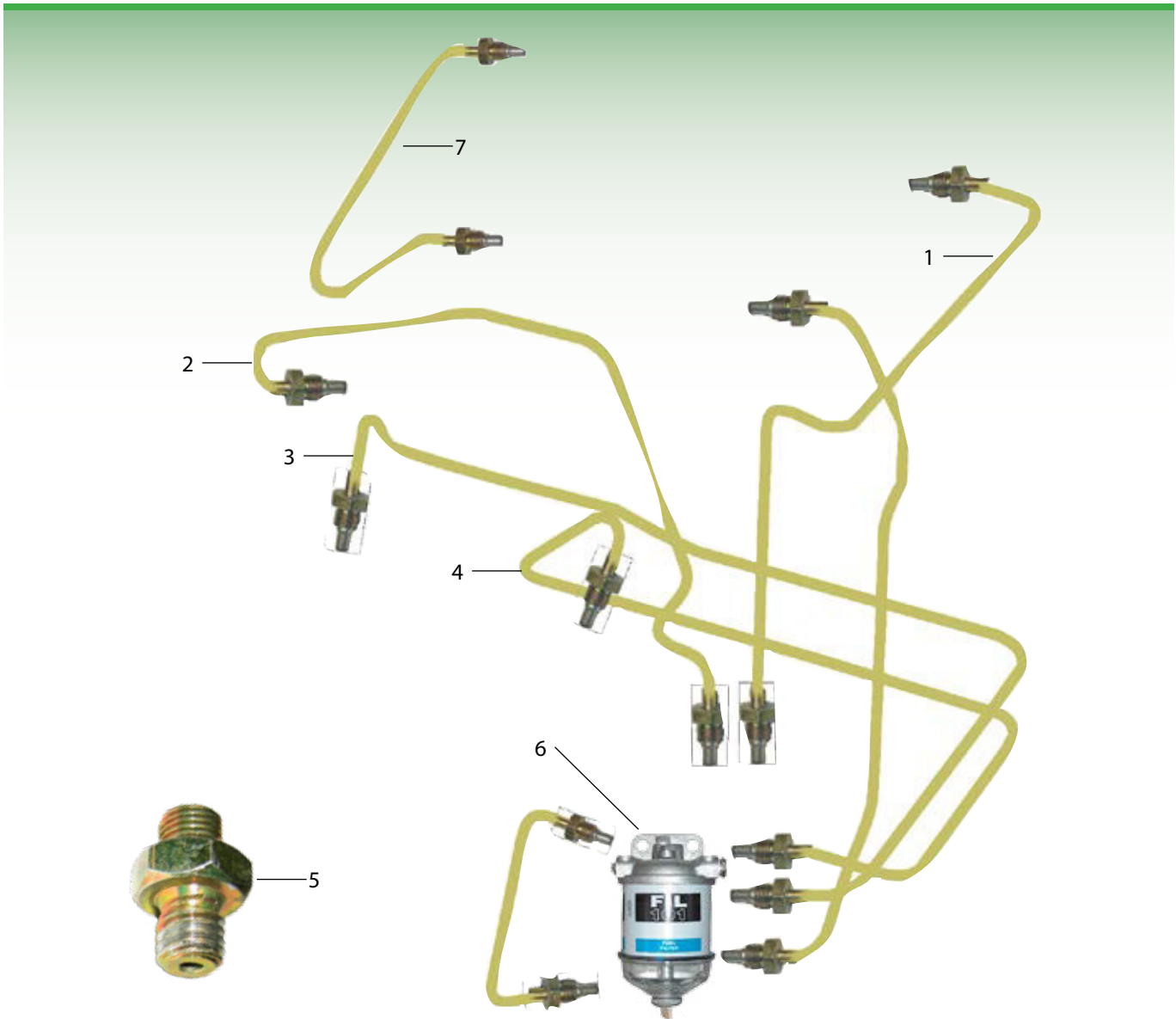
Injector Nozzle A4.248 290 390

165/188 Fuel Lines



- | | | |
|----|----------------|---|
| 1. | 6604 | Pipe 165 185 Leak Off to Auxillary Tank UpTo |
| 2. | 6587 | Pipe 165 185 Tank to Heater Plug |
| 2. | 1833917 | Pipe 165 2 Stud Lift Pump Tap to Pump |
| 3. | 1833916 | Pipe Injector Leak Off To Filter Head Pipe |
| 4. | 1833926 | Pipe 165 188 Filter to Injector Pump Long |
| 5. | 1833923 | Pipe 165 188 Filter to Injector Pump Short |
| 6. | 1832431 | Pipe 165 4 Stud Lift Pump to Filter (Tap to P |
| 7. | 991045 | Fuel Filter Assembly |
| 8. | 898580 | 165/188 Fuel Tap |

2/3/500's Fuel Lines



- | | | |
|----|----------------|---|
| 1. | 1876543 | 200'S Leak-Off To Filter Head Pipe |
| 2. | 1876549 | Filter Head To Heater Plug Pipe |
| 3. | 1876541 | 2/500'S Injector Pump To Filter Head Pipe |
| 3. | 6584 | 675/690 Injector Pump To Fuel Filter Pipe |
| 4. | 1876539 | 2/500'S Filter To Injector Pump Pipe |
| 4. | 6583 | 675/690 Injector Pump To Fuel Filter Pipe |
| 5. | 6251 | 390 Fuel Filter Non Return Valve |
| 6. | 991045 | Single Fuel Filter Assembly |
| 7. | 1664232 | 200'S Pipe-Tank To Injector Leak-Off |
| 7. | 6652 | Fuel Filter Pipe 290 |

1667052



Fuel Pipe - Flexy

62310



Clamp Fuel Pipe 100 200 300 500 600 ** 62310K is Kit **

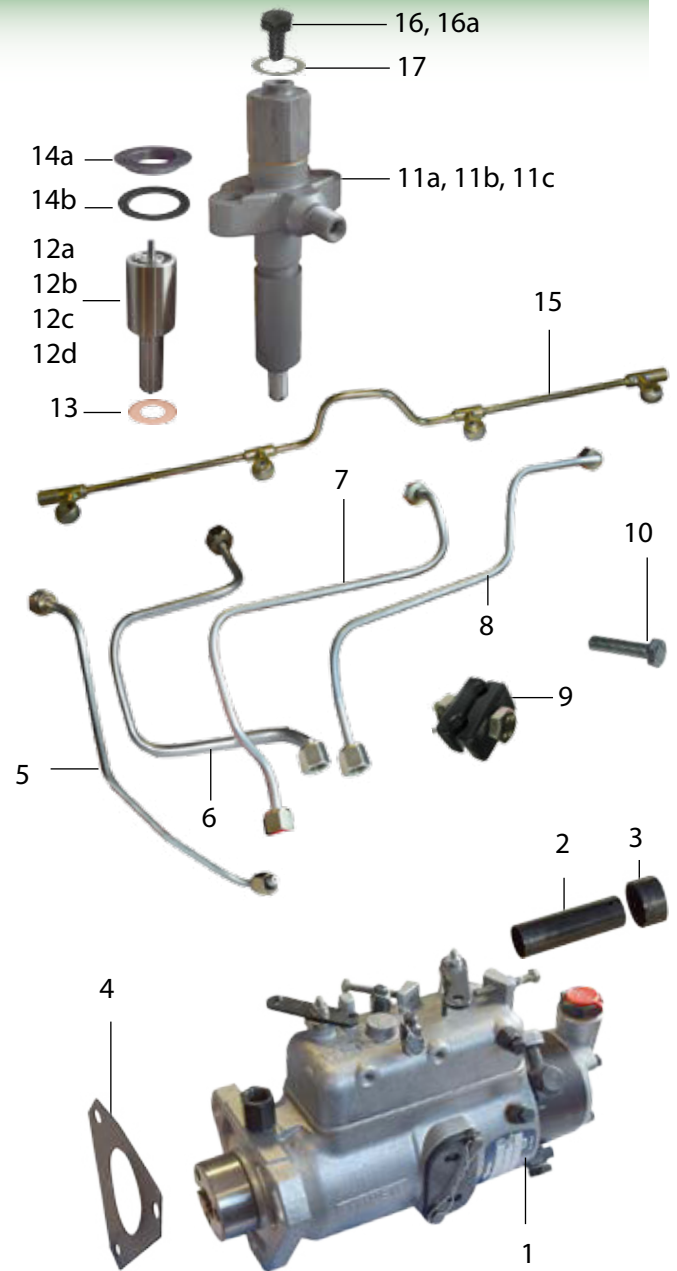
3006



Bolt M6 x 25 Metric Coarse Zinc & Yellow


212/236/248 Injector System

1. **3241F360** Injector Pump 212 236 248 4 Cylinder
2. **62527** CAV Pump Sleeve
3. **62528** CAV Pump Seal
4. **0490685** CAV Pump Injector Pump Gasket
5. **62428** Injector Pipe 212 248 No 1
6. **35354267** Injector Pipe 212 248 No 2
7. **35354293** Injector Pipe 212 248 No 3
8. **35355289** Injector Pipe 212 236 248 No 4
9. **62310K** Clamp Kit Fuel Pipe 100 200 300 500 600
10. **3006** Bolt M6 x 25 Metric Coarse Zinc & Yellow
- 11a. **62469** Injector 4.248 290 390 - SET 4
- 11b. **62468** Injector 168 4.236 - SET 4
- 11c. **62467** Injector 165 4.212 - SET 4
- 12a. **62684** Injector Nozzle A4.212 Short Piston
- 12b. **62685** Injector Nozzle A4.248 BDLL150S6556 188
- 12c. **62686** Injector Nozzle A4.236 Late Type
- 12d. **62687** Injector Nozzle A4.248 290 390
13. **0921173** Injector Washer 135
- 14a. **33817114** Injector Dust Seal
- 14b. **6930** Injector Dust Seal New Type
15. **35587344** Leak Off Pipe
- 16a. **0095315** Injector Banjo Bolt
- 16b. **42137** Injector Banjo Bolt Ford 10 100 1000 Series
17. **2411152** Washer Injector Leak Off Pipe PACK OF 10



390 Fuel Lines

1. **62428** Injector Pipe 212 248 No 1
 2. **62429** Injector Pipe 390 No 2
 3. **62430** Injector Pipe 390 No 3
 4. **62431** Injector Pipe 390 No 4
 5. **62432** Pipe 300 Series Leak Off Pipe
- Injector = 62469 - 4.248 Set of 4**



203 Leak Off Pipe

35587323



Leak Off Pipe 203


265 Fuel Pipe

62931


Fuel Pipe 265 275 290 Short Injector Pump To Dual Fuel Filter Head

62559

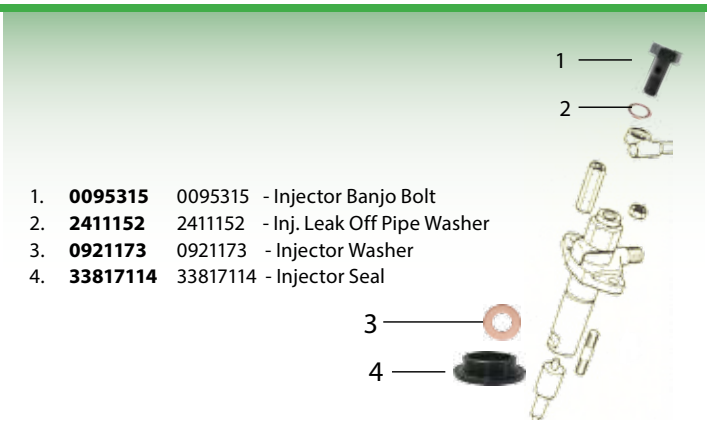
Fuel Pipe 265 275 290 Long Injector Pump To Dual Fuel Filter Head




Fuel Filter Assembly



- 1. **1698** Fuel Stud Upper O Ring
- 2. **922165** Washer Under Glass Bowl
- 3. **1830702** Fuel Filter Stud Assembly
- 4. **3392** Washer for Bleed Screw
- 5. **922169** Fuel Filter Bleed Screw
- 6. **991045** Fuel Filter Assembly Single Imperial



- 1. **0095315** 0095315 - Injector Banjo Bolt
- 2. **2411152** 2411152 - Inj. Leak Off Pipe Washer
- 3. **0921173** 0921173 - Injector Washer
- 4. **33817114** 33817114 - Injector Seal



- 33811114** 5/16" Olive
- 376524** 3/16" Olive
- 376525** 1/4" Olive
- 7111353** Imperial Head UNF



- 7123351B** Small Bleed Screw
- 7123352B** Large Bleed Screw
- 3834** Dual Imperial U.N.F. Head



- 62313** Fuel Filter Bowl Aluminium c/o Stem & Tap



- 2656818** Dual Filter Head - Imperial
- 991045** Single Fuel Filter Assy
- 3760** Fuel Filter Assembly & Aluminium Bow
- 1028371** Fuel Line Sediment Bowl
- 51489** Fuel Strainer (Input/Output 1/2" - 20 UNF)



- 7111429** CAV Glass Bowl Washer=922165
- 7111403** Deep Filter Glass Bowl
- 1049** Glass Bowl 9mm Bosch System 1046 1055 + XL 383 423 433 453 454 474 484 48
- 1581** Filter Bowl Aluminium Type
- 7111493** Fuel Filter Bowl - Aluminium

Fuel System Parts

Nylon Fuel Pipe

3904

Fuel Line Pipe 1/4" - Sold per metre

3903

Fuel Line Pipe 5/16" (8mm) - Sold per Metre



Part No.	Size mm
59658	14mm
59659	11mm
59660	13mm
59661	17mm

Steel Fuel Pipe

1917 Brake Pipe 3/16" (4.7mm) 10 Foot Length

1910 Fuel Pipe 1/4" (6mm) Steel 10ft Length

1905 Pipe Fuel Line 5/16" 8mm Steel



Part No.	Size "
3970	3/16
3971	1/4
3972	5/16
3973	3/8

Rubber Fuel Pipe

2604 Fuel Hose 3/16" - 10 Mtr. Roll

4525 Fuel Hose 3/16" - Per Mtr.

2605 Fuel Hose 1/4" - 10 Mtr Roll

4526 Fuel Hose 1/4" - Per Mtr.

2606 Fuel Hose 5/16" - 10 Mtr. Roll

2607 Fuel Hose 3/8" - 10 Mtr Roll

4528 Fuel Hose 3/8" - Per Mtr.



Part No.	Size "
1721	3/16
1296	1/4
1297	5/16
3430	3/8

62984 (indicated in diagram)

62966 Adaptor for Late Type Fuel Tap 20 (10mm)

62983 Banjo Fitting 20D Fuel Filter Pre 53 Early Type 2 per Tractor (36.50mm)

62985 Banjo Fitting 20D Fuel Filter 2 pieces on pre 57 4 pieces on Late Type (23.60mm)

62985 Banjo Fitting 20D Fuel Filter 2 pieces on Pre 57 4 pieces on Late Type (23.10mm)

62969 Banjo and Adaptor from 20D Venturi Assembly (22.20mm, 21.88mm)

<p>1974</p> <p>3/16 Union Male Oil Pressure</p>	<p>61702</p> <p>Fuel Filter Head Banjo Bolt</p>	<p>1850167</p> <p>20/35 Fuel Assembly Screw</p>	<p>62950</p> <p>Joiner Fuel Pipe Brass Long</p>
<p>1924</p> <p>Fuel Line Pipe Union 5/16" Male</p>	<p>1978</p> <p>Fuel Line Pipe Union 1/4" Male</p>	<p>61707</p> <p>Fuel Filter Head Blanking Plug All Models</p>	<p>51224</p> <p>Fuel Filter Bolt Plug</p>
<p>1975</p> <p>Heater Plug Pipe 3/16 Male</p>	<p>1973</p> <p>Oil Pressure Pipe 3/16" Union F/M</p>	<p>61709</p> <p>Blanking Plug Kit For Fuel Filter Head</p>	<p>61348</p> <p>Fuel Filter Blanking Plug KIT</p>

Throttle Parts

61726



Hand Throttle Lever
20 TVO

61724



Hand Throttle Lever TE
20 (P3)

61730



Hand Throttle Lever
20D

61725



Hand Throttle Lever 35
3 & 4 Cylinder

61727



Hand Throttle Lever 65

61835



Hand Throttle Lever
165 175 178 Old Type

61728



Hand Throttle Lever 135 148 Old Type

61729



Hand Throttle Lever 135 148
New Type ***leg of throttle is
longer-34cm***

61324



Injector Pump Spring
(Short)

61315



Injector Pump Spring
(Long)

922270



Stop Guide Clip

899023



Throttle Control Stop Rod 135

898821



Stop Rod 265 275 290 375 390
(875mm Long)

1829571



Stop Knob Black

1829570



Stop Knob Red

Throttle Parts

61418



Foot Throttle Kit 35 135 - Bent Axle

61419



Foot Throttle Kit 135 240 Straight Axle

828656



Foot Throttle Pedal Spring

62168



Foot Throttle Kit 165 185 285

890278



Hand & Foot Throttle Lever 35 35X 135 148

897467



Hand Throttle Lever 135 148 240 & Foot Thrott

828019



Hand & Foot Throttle Bracket 35 35X 65 135

1866841



35/135/240 Throttle Plunger & Nut

894225



Throttle Clip

1877395



Throttle Knob 200 500

897635



Foot Throttle Rod

63187



Hand Throttle Rod 135 240

1861633



Throttle End 35 35X 65 165 168 175 265 Also fits 275 290 550 565 575

897535



Rod Throttle

897545



Plunger Shaft

897635



Foot Throttle Rod

1876338



Hand & Foot Throttle Cross Shaft 265 275 Also Fits 285/290

61529



Throttle Plunger 275 285 290 & Nut

61608



Hand Throttle Lever 200

1861552



Hand Throttle Lever 240 / 250

1676662



Throttle Linkage 275 285 290 (5 Piece)




Pull To Stop Cables

<p>6492 Thread Ø= 10mm Overall length =970 mm</p>  <p>Stopper Cable 690 698T 965mm</p>	<p>6694 Thread Ø= 10 mm Overall length =1120 mm</p>  <p>Stopper Cable 2000 1.15mtr - Screw In End</p>	<p>6073 Thread Ø= 12mm Overall length =1200 mm</p>  <p>Stopper Cable 390 1.2mtr</p>	<p>4344 Thread Ø= 12 mm Overall length =1770 mm</p>  <p>Stopper Cable Ford 3 Cylinder 1.4mtr</p>
<p>1031R Thread Ø= 9 mm Overall length =1550 mm</p>  <p>Stopper Cable 1.5mtr - Red Knob</p>	<p>1031 Thread Ø= 9 mm Overall length =1560 mm</p>  <p>Stopper Cable Thread 10mm Overall Length 1560m</p>	<p>4112 Thread Ø= 10mm Overall length =1500 mm</p>  <p>Stopper Cable Ford 5000 7000 - 1.5mtr 4 Cylinder For Q cab</p>	<p>4806 Thread Ø= 9 mm Overall length =1500 mm</p>  <p>Stopper Cable Red T Handle 1.5mtr</p>
<p>51212 Thread Ø= 10mm Overall length =1200 mm</p>  <p>Stopper Cable with Clamp 1.5mtr</p>	<p>4807 Thread Ø= 10 mm Overall length =2200 mm</p>  <p>Stopper Cable Red T Handle 7Ft / 2mtr</p>	<p>2219 Thread Ø= 12 mm Overall length =2100 mm</p>  <p>Stopper Cable 2100mm Dexta/Super Dexta</p>	
<p>51577 Thread Ø= 10 mm Overall length =3000 mm</p>  <p>Stopper Cable 3 mtr Make sure 1068 is on this cable</p>	<p>1829571</p>  <p>Stop Knob Black</p>	<p>1829570</p>  <p>Stop Knob Red</p>	

Cable End Clamps

<p>51957 Cable End 9/32" (7mm)</p> 	<p>51956 Cable End 1/4" (6mm)</p> 	
<p>51959 Cable End 11/32" (9mm)</p> 	<p>51958 Cable End Assortment Pack of 25 1/4" x 3/8", 11/32" x 1/2", 9/32" x 1/2" Pack of 25</p> 	

Exhaust Elbows & Manifolds

	Exhaust Manifold		Manifold Gasket	Exhaust Elbow		Elbow Gasket
TE20 TEA20	 63379 Oe Ref: 825458M1					
20d/35 4cyl	 62044	 62202 Exhaust Manifold Stud FE 35 3/8	 3217	 824245		 3064
35/35x 3 cylinder	 37781251	 0826232 5/16 MANIFOLD to head STUD  61481 5/16 BRASS NUT	 0490481	 898011	 082075 Stud 1 21/32 x 3/8 UNF 62574 Bolt & Nut Assembly 3/8"  61482 3/8" Brass Nut	 827877
TVO	 62044		 3217	 640010		 3064
65 MK1 192 eng	 61452		 0490481	 897913		 827877
65-203 enGine	 6663		 36862144	 897914		 827877
135 Old Type	 37781341	 0826232 5/16 Manifold To Head Stud  61481 5/16 Brass Nut	 36862143	 898011	 082075 Stud 1 21/32 x 3/8 UNF  61482 3/8" Brass Nut  62574 Bolt & Nut Assembly 3/8"	 827877
135 New Type	 37781571	 0826232 5/16 Manifold To Head Stud  61481 5/16 Brass Nut	 36862143	 1874025	 082075 3/8 Elbow To Manifold Stud  61482 3/8" Brass Nut	 827877
165 Old Type 203	 6663		 36862144	 897914		 194742
165/168/188/ 265/275/290/N/T	 37781781  62541	 082075 3/8 Elbow To Manifold Stud  61482 3/8" Brass Nut	 36862134	 1862807		 194742

Exhausts

<p>62118</p> <p>Exhaust 20D 35 White Aluminium Metal Spray</p> <p>Clamp 62113</p>	<p>61328</p> <p>Exhaust 20D 20TVO Horizontal</p> <p>Clamp 61298</p> <p>Clamp 62113</p> <p>Clamp 180070</p>	<p>3237</p> <p>Exhaust 135 35 Black Enamel</p> <p>Clamp 1327</p>	<p>1057</p> <p>Exhaust 135 35 TE 20 Silver</p> <p>Clamp 1327</p>
--	---	---	---

<p>3240A</p> <p>Exhaust 165 188 Black Enamel Also 50B</p> <p>Clamp 1326</p>	<p>62066</p> <p>Exhaust 135 148 Aluminium Metal Spray OE Ref: 94291M4</p> <p>Clamp 62113</p>	<p>62156</p> <p>Exhaust 135 148 White Aluminium Metal Spray No Cab Short</p> <p>Clamp 62113</p>	<p>62067</p> <p>Exhaust 165 188 White Aluminium Metal Spray</p> <p>Clamp 62121</p>	<p>62769</p> <p>Exhaust Enamel 240 250 340 350 355 360</p> <p>Clamp 1327</p>
--	---	--	---	---

<p>3242</p> <p>Exhaust 290 Long Stem Black Enamelled</p> <p>Clamp 1326</p>	<p>1612260</p> <p>Exhaust 595 698 Blackt</p> <p>Clamp 51201</p>	<p>3238</p> <p>Exhaust 565 575 590 Black Enamel 265 290</p> <p>Clamp 1326</p>	<p>3241E</p> <p>Exhaust 600 Vitreous Enamel</p> <p>Clamp 1633</p>	<p>6324</p> <p>Exhaust 699 Vitreous Enamel</p> <p>Clamp 1326</p>
---	--	--	--	---

Exhausts - Clamps - Caps

Weathercaps



51807 2" 51mm
51204 2 1/4" 56mm
51199 2 3/4" 70mm
51198 2 5/8" 66mm
51196 3 1/2" 89mm
51195 3 1/4" 82mm



62801 1 3/4" 45mm
59290 3 3/4" 100mm



34143415 2 3/4" 70mm
3264 82mm
3169 3 1/4"



61579 240 43mm
3169 285 Rain Cap

Raincaps



62121
 Exhaust Clamp
 165 - OE Type
 59mm



61298
 Exhaust Clamp 35 135
 Lower Horizontal



62105
 Exhaust Clamp for
 Rear View Mirror 35
 Exhaust



907155
 Washer 100 200 Exhaust
 Clamp Square



180070
 Exhaust Clamp 20 TVO
 Heavy Duty

61299
 Exhaust 35 135 Extension
 Horizontal

Gasket = 827877



61479
 Exhaust 20 TVO Extension
 Horizontal (2 Hole)

Gasket = 3064



Exhaust Clamps



61481
 5/16 Brass Nut



0826232
 5/16 Manifold To End Stud



61482
 3/8' Brass Nut



082075
 3/8 Elbow To
 Manifold Stud



62298
 Exhaust
 Manifold
 Stud Nut
 FE 35 3/8



62202
 Stud Exhaust
 Manifold 3/8 Fe 35

Exhaust Clamps



Part no	Dimensions	Diameter
3066	38 mm	8mm
3283	41 mm	10mm
3067	45 mm	10mm
4137	51 mm	10mm
1327	54 mm	10mm
1326	57 mm	10mm
1633	64 mm	10mm
1637	66 mm	8mm
51203	70 mm	10mm
51201	80 mm	10mm
51202	92 mm	10mm

Water Pumps & Parts

<p>41313201</p>  <p>Water Pump 165 - 290 212 236 248 Gasket = 36866721 Plug = 62553</p>	<p>62695</p>  <p>Water Pump Gasket 20D 35 4 Cylinder</p>	<p>1331</p>  <p>Water Pump 20D 35 4 Cylinder Plug = 62695</p>	<p>825377</p>  <p>Water Pump Pulley Hub 20D</p>	<p>825378</p>  <p>Water Pump Pulley 20D</p>
<p>61841</p>  <p>Therm Housing TE20 / TEF20</p>	<p>31146952</p>  <p>Water Pump Pulley 212 248</p>	<p>200781</p>  <p>Thermostat Housing 20 TVO</p>	<p>51404</p>  <p>Water Pump Key 20D 35 35X Also for Dexta PTO Lever</p>	
<p>0500006</p>  <p>Water Pump Key 212 248</p>	<p>62547</p>  <p>Water Pump Pulley 65</p>	<p>37711711</p>  <p>Water Pump Body 165 185</p>	<p>37736242</p>  <p>Water Elbow Con- nection 135 35</p>	<p>2418M004</p>  <p>Water Pump Seal 165 188 Old Type</p>
<p>41312574</p>  <p>Water Pump 203 192 ** Gasket is 62979 **</p>	<p>41312574P</p>  <p>Water Pump 203 192 c/w Pulley ** Gasket is 62979 **</p>	<p>41312784</p>  <p>Water Pump 35 c/w Pulley Gasket = 0490484</p>	<p>41312487</p>  <p>Water Pump 135 c/w Pulley Gasket = 0490484 Plug = 62552</p>	<p>63433</p> <p>Water Pump 25 130 A4.107 A4.108 122 30 825 OE Ref: 748095M91</p> 
<p>37733181</p>  <p>By Pass Hose Outlet for Water Pump 203 Gasket = 0490702 Hose = 0490702</p>	<p>2485666</p>  <p>82' Thermostat - All Models</p>	<p>62110</p>  <p>Thermostat 203 Engine 78</p>	<p>61501</p>  <p>Thermostat Massey Ferguson 78</p>	<p>3623H004</p>  <p>Water Pump Back Plate (Stainless Steel)</p>
<p>63199</p> <p>Seal 135 145 148 35 35X Water Pump 595 65 765 FE35 TEF20 165 240 285 298</p>				

Cooling System

Radiators

61961 Radiator 20D	61700 Radiator TVO 20	61649 35 4 Cyl Radiator	4820 Radiator 35 4 Row	4821 Radiator 135 4 Row
4823 Radiator 240 250	4822 Radiator 165 188 - 4 Row 73mm	4824 Radiator 265 275 290 30 D 50 E 50 EX 675 690 4 Row 82mm wide* Filler neck is below the bonnet	62122 Radiator 550 Tractor	62499 Radiator 65

2083 Radiator Cap Massey Ferguson & Ford 10 Lb 	1874445 Radiator Cap 200 500 	63405 Drain Tap 1/4 BSPTE20 TEA20 TED20 TEF20
--	--	---

V771 20D 35 4 Cylinder 2235 35 3 Cylinder 2240 135/7600 2255 165/188 2260 240 Leyland 62141 20D 35 Narrow 	1851095 Radiator Tap - Massey Ferguson Ford 	63020 Tap Block 20D Brass
62707 Radiator Tap 398 399 3000 4200 	63405 Drain Tap 1/4 BSP TE20 TEA20 TED20 TEF20 	

Radiator Shroud

897766 Radiator Cowl 135 	62001 Radiator Cowl 35 35X Steel ** Radiator is 61649 ** 	62372 Radiator Cowl 20D ** Radiator 61961 **
--	--	--

Fanblades

3278 Fanblade 35 35X - 4 Blade	3277 Fanblade 135 148 - 15.5" 4 Blade	1761 Fanblade 165 590 16" 6 Blade Hole Diameter 40mm	1884738 Fanblade 135 240 550 350 Outer 	1884777 Fanblade 135 240 550 350 Inner
1885172 Fanblade 165 Outer 	1885173 Fanblade 165 Inner 			

Hoses Clips

Original Type



Part No	Diameter (""")	Diameter (mm)
50985	2 3/4" - 3 1/2"	70-90
50986	2 3/8" - 3 3/16"	60-80
50992	7/8" - 1 3/16"	23-36
50995	23/32" - 1"	18-26mm
50996	5/8" - 1"	16-25
50997	15/32" - 3/4"	12-20
50998	3/8" - 5/8"	10-16
50999	5/16" - 15/32"	8-12

Standard Type



Part No	Diameter (mm)	TYPE
2340SS	9.5-12	Stainless Steel
2345SS	11-15	Stainless Steel
2346	12-20	
2346SS	12-20	Stainless Steel
2357	16-25	
2357SS	16-22	Stainless Steel
2364SS	18 - 25	Stainless Steel
2394	23-35	
2394SS	25- 35	Stainless Steel
2396	28-48	
2397SS	30 40	Stainless Steel
2413SS	35-50	Stainless Steel
2426SS	45-60	Stainless Steel
2440	50-70	
2440SS	55-70	Stainless Steel
2441SS	60-80	Stainless Steel
2443	70-90	
2443SS	70-90	Stainless Steel

Small Hose Clips

Part No	Diameter (mm)
59659	11
59660	13
59658	14
59661	17




Heavy Duty Clamp

Part No	Diameter (mm)
51934	122 - 130
51933	113 - 121




Water Hoses

Model	Hose Kit	Top Hose	Bottom Hose	By Pass	By Pass
20D		 1568M	 2413M	 60682	
35 4 CYL.		 827496	 826988	 826199	
35/35X	4335	 890195	 186968	 0202016	 34821422
65		 827930	 828147	 020080	 0201562
135/148	4336	 897455	 186968	 0202016	 34821422
165/203		 898064 (Hose Clip: 2413)		 020080 (Hose Clip: 2413)	 0201562 (Hose Clip: 2413)
240/250 /550		 1869514	 1662089	 0202016	 34821422
165/175/ 185/265/ 565	4341	 899144 (Hose Clip: 2413)	 885563 (Hose Clip: 2413)		
168/188/ 575/590	4337	 885564 (Hose Clip: 2413)	 885563 (Hose Clip: 2413)		


Water Hoses

<p>4335</p> 	<p>4336</p> 	<p>4341</p> 	<p>4667</p> 	<p>4337</p> 
<p>35 Hose Kit</p>	<p>135 Hose Kit</p>	<p>165 Hose Kit</p>	<p>Hose Kit Radiator 300 made of 4690 & 4691</p>	<p>188/590 Hose Kit</p>

General Water Hoses & Clips


<p>2609</p> 	<p>2603</p> 	<p>2615</p> 
<p>Hose 1 1/2" x 19" Flexible With Wire</p>	<p>Hose 1 1/4" x 17" Flexible - With Wire</p>	<p>Hose 2" x 23" Flexible With Wire</p>

Straight Hoses



4530	1" X 3 Ft
4531	1 1/8" X 3
4532	1 1/4" X 3
4533	1 3/8" X 3
4534	1 1/2" X 3
4535	1 3/4" X 3
4536	2 3/4" X 3

90° Bend Hoses



2596	1" (8" X 16")
2597	1 1/4" 90° (8" X 16")
2598	1 1/2" 90° (8" X 16")
2599	1 3/4" 90° (8" X 16")
2600	2" 90° (8" X 16")
2601	2 1/4" 90° (8" X 16")
2602	2 1/2" 90° (8" X 16")

Air Filters

KEY


L: Length

OD: Outer Diameter

ID: Internal Diameter

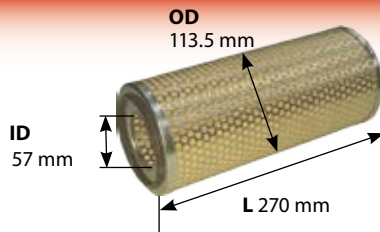
Outer

10232




** USE 61417 KIT **

10236

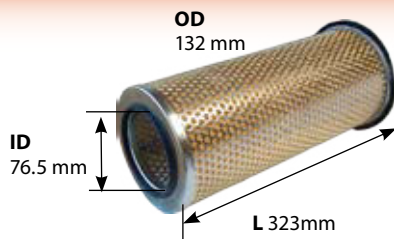


Air Filter 165 168 188 50B Outer

1670260



Air Filter 240 550 Outer -
231mm High

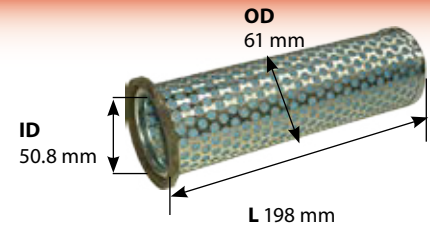


61416 - Kit

Air Filter Kit 290 590 690
Made up 1678294 & 1678295
OE Ref: Use 1678294

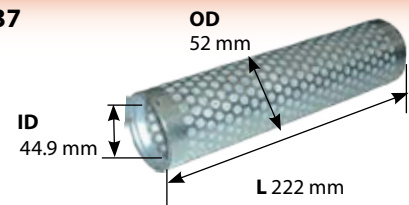
Inner

10233



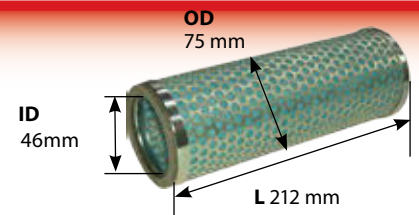
Air Filter 135 Inner

10237

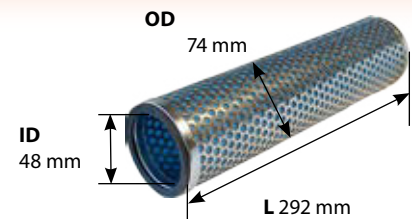


Air Filter 165 168 188 50B Inner

1670261



Air Filter 240 550 In-
ner - 262mm High



Pre-Cleaners

6158



Pre Cleaner 240 290 -
63mm pipe

893226B



Pre Cleaner 240
c/o Glass Bowl -
52mm Air Hat

165/188 Wet & Dry Filter Assembly



- | | | |
|----|---------------|--|
| 1. | 898390 | Oil Bath Assembly 165 |
| 2. | 30480 | Oil Bath Element 165 Wet |
| 3. | 6929 | Oil Bath Filter Bowl 165 |
| 4. | 62280 | Elbow Oil Bath to Air Hat 165 |
| 5. | 62281 | Air Filter Hat 165 Suits Oil Bath Only |

62325



Oil Bath Bowl Clip 135

884546



Hose 165 168 175 Air Cleaner Wet

883679



Hose 178 188 Air Cleaner Wet

884545



Hose 165 168 185 Air Cleaner Dry

883680



Hose 175 178 185 188 Air Cleaner Dry

Air Filter Systems

62203
Oil Bath Assembly
35X Original Type
Original Type air
breather

62387
Oil Bath Bowl for 35X
Oil Bath Assembly
Original Type

62670
Oil Bath Bowl
TVO 35

61504
Air Cleaner
Clamp 135 240

1. **1884278** Oil Bath Assembly 135
2. **1886670** Oil Bath Element 135 Small
- 2A. **35211** Oil Bath Element 135 Wet Large
3. **160241** Oil Bath Air Filter Ring
4. **1850831** Oil Bath Bowl 135 c/w clips
5. **26510147** Air Cleaner Relief Valve
6. **0994918** Oil Bath Filter Clamp 135
7. **61282** Oil Bath Assembly 35 4 Cylinder

61840

Pre-cleaner Assembly
TEF20

61843

Pre Cleaner
TVO Major
- 50mm Air
Hat

62398

Carburettor Pipe
TE 20

893226

Air Filter Hat 35
Long - 51mm
Pre Cleaner

63279

Pre Cleaner Tube
Long 100 Series
51mm ID

62531

Air Cleaner
Hose 35 FE 35

827080

Hose TED 20 Air
Cleaner & Breather

61513

Air Cleaner Hose
20 TVO

826963

Air Cleaner Hose 35 4
Cylinder (467)

20D Wet

35 3 Cyl

135 Dry

135 Wet



63265
Oil Bath Assembly
20D



63309
Oil Bath Bowl 20D **
Complete Oil Bath 63265
**

OE Ref: 500815



63310
Oil Bath Element Filter
20D ** Complete Oil Bath
63265 ** OE Ref: 500814



63308
Oil Bath Filter Clamp 20D
** Complete Oil Bath
63265 **

OE Ref: 1850177M1

62203
Oil Bath
Assembly
35X Original
Type Air
Breather



1886670
135 Oil
Bath Filter
(Od 118 mm)



62387
Oil Bath Bowl
For 35X Oil
Bath
Assembly
Original Type



0994918
135 Oil Bath
Filter Clamp



61504
Air Cleaner
Clamp 135 240



890258
Hose 35 Air Cleaner
(814)




893226
35 Long
Air Filter Hat



51 mm

296mm

2693K
Air Cleaner Filter Kit Assem-
bly 135 240 Dry



62239
Air Filter Hat 135
148 - 55mm x
120mm



26510147
Air Filter
Relief Valve



10232
135 Outer
Air Filter



10233
135 Inner
Air
Filter



61417
Kit With 35
Inner & Outer
Air Filters



1861746
Air Cleaning Hose 135 Dry
1438 DextaSuper Dexta



1884278
135 Oil Bath
Assembly



898104
Hose 135 148 240 250 Air
Cleaner Wet (612)



160241
Oil Bath Air
Filter Ring



35211
135 Wet Air
Filter
(Od 137mm)



1850831
35/135
Oil Bath
Bowl



61504
Air Cleaner
Clamp 135 240



62325
Oil Bath Bowl Clip 135



1850293
Air Hat
35 Short -
50mm Pre
Cleaner



50 mm

45mm

Air Filter Hats

3022
Air Filter Hat Ford 2000
3000 - 54 x 7" Pipe



3022S
Air Filter Hat Ford 2000
3000 - 54mm x 4" Pip

3029



Air Filter Hat Ford
4000 Major - 58mm
Pre Cleaner

3045



Air Filter Hat Ford
6600 - 64mm Also
fits 4100 4600 5600
5900 6600 6700

1679693



Air Filter Hat 200
500 600 - 70mm Pre
Cleaner

Fuel Filters

1782



Fuel Filter Massey
Ferguson Ford
Short 522

1782B



Fuel Filter Massey
Ferguson Ford Short
522

26561117G



Fuel Filter Agco
Genuine

26566602



Fuel Filter Ford TW 200
500 (36)

32327



Fuel Filter 20D 35 65 Length
82.5 OD 71.00 ID 33.5

1850450



Fuel Filter 35 4 Cylinder
Length 69mm OD 83mm

41751

Fuel Filter In Line Short
Gauze Type



41750

Fuel Filter Large In Line Gauze Type



Filters

Oil Filters

62247



Engine Oil Filter 20 TVO
Paper Wide Seal
TE20D 35 4 Cylinder Petrol
6" Long

1473



Engine Oil Filter 20D 35
4 Cylinder 138mm Long
5 1/2"

2654408



Engine Oil Filter
35 135 240 Perkins
Spin On

26560090



Engine Oil Filter 212
248 Paper

2654403



Engine Oil Filter 212 248
& 4000 5000 Perkins

26540132



Engine Oil Filter
35 135 Paper
Fordson Major
Dexta

Hydraulic Filters

185551



Hydraulic Filter MK 1

1687042



Hydraulic Filter MK1 MK2
& MK3 Pump

1674984



Hydraulic Filter 200
600 c/o O Rings &
Gasket


1862918

135 Small Mp Filter
Hydraulic Filter 168 188 Small
Multi Power Old Type



1810539

Hydraulic Filter 168 188 Large
Multi Power 135 148 152 165 168
175 178 185 188 240 250 255 260
265 275 285 290 (New type)
550 560 565 575 590 595



Power Steering Filters

1883318



Power Steering Filter
Old Type

1886135



Power Steering Filter 135 148
240 550 230 250 255 340 342
350 352 355 360

1662566




Power Steering Filter 200 500
New Type

Track Rod Ends

20D

61638



Track Rod End 20D TVO Rear
c/o Grease Nipple

61639



Track Rod End 20D TVO
Front c/o Grease Nipple

65

P14



Track Rod End 65

35/135/240 Manual

826752



Track Rod End 35
35X 135 Rear

6739



Drag Link 35 135 Old Type
2 screw in ends

1862029



Track Rod End 35 35X
135

353643

Bolt 5/8" x 5 1/2" UNF Zinc
Plated



353429
Nut Nyloc 5/8" UNF
Zinc & Yellow

883295

Radius Bar 135 Length 40" - 1020mm



826808
Tool Box Bracket



826807
Tool Box Bracket



61691
Radius Rod Head



180867

Foot Rest Kit TE20 35 135
240 Forged For Radius Rod
- includes Shim

Tool Boxes

61204

Tool Box Small Grey
(30x11.5x12.5)

61204E

Tool Box Small Grey -
Economy Version

62433

Tool Box Small Grey
Original Type



61287

Tool Box Small Red

61287E

TOOL BOX
SMALL RED -
ECOMONY



Date:..... **No. of Pages:**.....
Name of the Rep.:..... **A/C Number:**.....
From:..... **e-mail:**.....
Phone No.:..... **Fax No.:**.....

Please quote for the following parts - Quotation Number :
 I wish to confirm the following order on Quotation Number:
 Please supply the following parts:

Please photocopy this page

Please do not remove this page

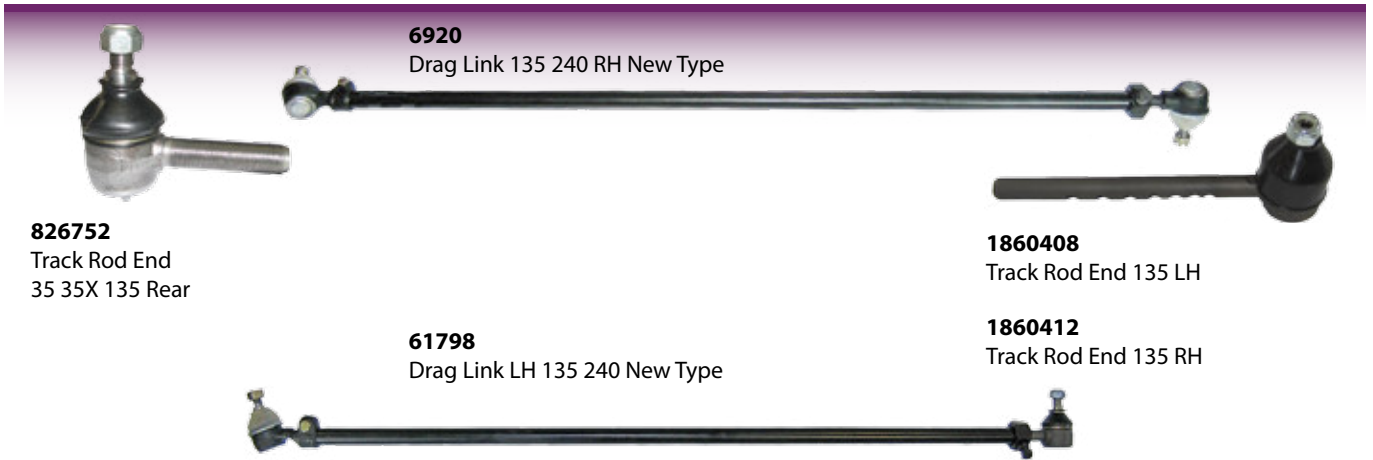
Qty	Part No.	Description	Unit Price
1.			
2.			
3.			
4.			
5.			
6.			
7.			
8.			
9.			
10.			
11.			
12.			
13.			
14.			
15.			
16.			
17.			
18.			
19.			
20.			
21.			
22.			
23.			
24.			

Comments:

Customer Signature: _____ **Rep's Signature:** _____

Tel No: + 353 44 934 1638
e-mail: info@qtponline.com, www.qtponline.com Page of


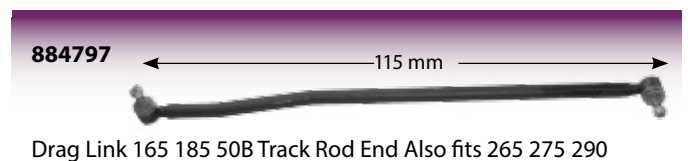

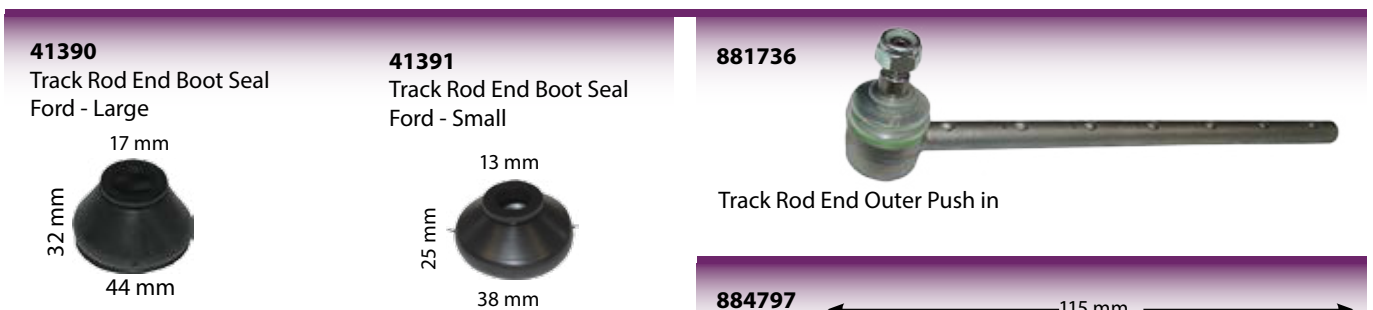
Track Rod Ends



135/240 Power Steering



165/188/290/590



Steering

135 Steering Box Components

1850040

Steering Box Housing Side 35 35X 135 148 240



62326

Steering Box Side Gasket 35 35X 135 148 240



61197

Turn Buckle Kit 135 240



61600

Repair Kit 240 Steering Shaft Complete Bearing Tube Size 46.5mm




61615

Repair Kit Complete 35X 135 Steering Shaft Bearing Tube Size 52.6mm





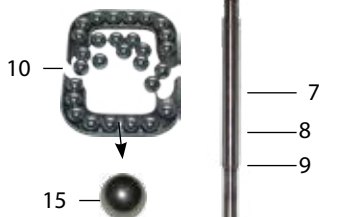

62000

Steering Worm Dowel 135 148 240



61145

Steering Box 135 240 Manual Late Splined Shaft 360 mm Outer Column



Steering

135 Steering Box Components

1.	195592	Nut TE20 35 35X 65 135 148 Steering Wheel
1	61628	Steering Column Dome Nut TE 20
2.	827209	Steering Column Guard 35 35X 135 148
3.	195390	Steel Steering Ball 35 135 148 - 1/2" OD
4.	1850053	Washer Top Steering Column 35 35X 135 148 240
5	1850020	Felt Steering Packer 35 35X 135 148 240
6.	3758	Steering Column Kit 35 135 Top
7.	1890727	Power Steering Worm 135 240 - 575mm
8.	1850003	Steering Worm 35 35X 135 Short - 535mm Long
9.	1867192	Steering Worm 135 148 Long Manual - 575mm
10.	3759	Repair Kit 35 135 Steering Worm
11.	1850011	Steering Shaft 35 35X Outer 327mm
11A.	899462	Steering Column 135 Outer 13" 327mm
11B	61181	Steering Column Tube 135 148 240 - 14" 362mm
12.	1850019	Steering Box Seal 35 35X 135 148
13.	1850024	Steering Box Plug 35 35X 135 148 240
14.	1850018	Bush Steering Box 35 35X 135 148 240
15.	2971X	Ball 5/16"
16	1850017	Steering Box Shaft 35 35X 135 148 240 Seconda
17.	1861704	Steering Box Shaft 135 148 Primary
18.	1861705	Steering Box Shaft 135 148 240 New Type Large Hole ** 54mm Narrow Gap **
19.	1850025	Steering Worm Dowel 35 35X 135
19A	62000	Steering Worm Dowel 135 148 240
20.	899623	Steering Wheel 35 135 - Key Way
20.	1673006	Steering Wheel 135 240 Late Splined Centre
21	6925	Woodruff Key 35 35X 65 135 148 165 TE20 2600 3/16" x 3/4" - Steering
22.	893544	Grommet 135 148 240 265 290 Steering Wheel 290 298T - Up to Serial 400001
22.	61704	Steering Column Rubber 135 148 240 (from Serial 400001)
22A	61987	Grommet 35 Steering Column
23.	827210	Washer 35 35X 135 148 240 Steering Wheel
24.	61737	Steering Column Guard 20 TVO

899623



Steering Wheel 35 135
- Key Way

1673006



Steering Wheel 135 240
Late Splined Centre

62336



Release Handle c/o Knob
Suits Pick Up Hitch
Hitch Type
165 - 390 - Kit is 62057

6925



Woodruff Key 35 35X 65
135 148 165 TE20 2600
3/16" x 3/4" - Steering

894969



Seal Kit 135 148 240
Power Steering Valve

827210



Washer 35 35X 135 148 240
Steering Wheel

195592








Nut TE20 35 35X 65 135
148 Steering Wheel

20D Steering Parts

<p>61514</p>  <p>Steering Wheel 20D Black</p>	<p>61628</p>  <p>Steering Column Dome Nut TE 20</p>	<p>61737</p>  <p>Steering Column Guard 20 TVO</p>	<p>62069</p>  <p>Felt Packer, Washer & Spring for 20D Steering</p>	<p>62087</p>  <p>Steering Box Gasket TE 20</p>
---	---	---	---	--

<p>61512</p>  <p>Steering Wheel 20D Chrome</p>	<p>51558</p>  <p>Chrome Steering Washer TE 20</p>	<p>61815</p>  <p>Steering Column Bearing 20D TVO</p>	<p>62760</p>  <p>Oil Seal Steering Box TE20</p>
--	---	---	---







P/S Conversion Kits

<p>1860322</p> <p>Power Steering Pipe 135 Flexy</p> 	<p>354469</p> <p>Power Steering Pump Adaptor 240 250 550</p> 	
<p>1860322</p> <p>Power Steering Pipe 135 Flexy</p> 	<p>1492</p> <p>Conversion Kit 135 Kidney Round Pump</p> 	<p>1680495</p> <p>Power Steering Pipe to Pump 100 200</p> 

Old Type

<p>61221</p> <p>Power Steering Con- version Kit 35 135 Old Type Bent Axle</p> 
<p>64516</p> <p>Power Steering Ram 35 135 Old Type Bent Axle</p> 


New Type

<p>61225</p> <p>Power Steering Conversion Kit 135 240 Straight Axle</p> 	<p>53754</p> <p>Drag Link To Suit 61225</p> 
<p>62170</p> <p>Power Steering Conversion Kit 135 148 - Orig</p> 	<p>61862</p> <p>Steering Worm Dowel Shims 10 Thou</p> 
<p>62854</p> <p>Steering Worm Dowel Shims 5 Thou</p> 	<p>1850025</p> <p>Steering Worm Dowel 35 35X 135</p> 

P/S Conversion Kits

1673006
Steering Wheel Late 135
240 Splined Centre

61145
Steering Box Late 135 240
Manual Splined shaft, 360
mm Outer Column ASK PM
OR PW



61187
Steering Wheel
300


61154
Steering Column
Assembly 265 298
580mmHydrostatic

61155
Steering Column
Assembly 240 355
295mm



62364

Steering Box 35
Manual Keyed
Shaft, 330mm
Outer Column No
Bracket on Shaft
** Repair Kit Is
63289 **



52818



1861705



Steering Box Shaft 135
148 240 New Type

62602



Steering Bracket Manual
290

62603



Steering Bracket Power
Steering 290

1664699

Steering Linkage
bracket 265-290



61874

Steering Worm Bush
165 168 185 188 265 290
Spacer - Half shaft to
Axle Shaft



4655



Orbital Unit c/o
Relief Valve 3/4
JIC 100 OS

**Orbital Unit Repair Kit
1504266**

53190



Bearing Steering IHC B275 384
B414 444 Small Bore ID16MM
OD47

53189



Bearing Steering IHC B275 384
B414 444 Dinamic Model
ID39.5MM OD55.5MM

53191




Bearing Steering IHC B275
384 B414 444 Big Bore
ID22MM OD47MM

Steering Components

165/188 Steering Box

1. **894737** Steering Wheel 165 188 290 590
2. **1830976** Steering Cap Emblem
2. **894738** Cap 165 185 188 Steering Wheel
3. **1853123** Steering Shaft Nut 165
4. **1853112** Steering Column 165 Bush
5. **1853210** Steering Column Bush 165
5. **61706** Bush Steering Column 290
6. **1883132** Steering Column Tube 165 168 188 Early 290 16"
7. **1883133** Steering Box Bearing 165 188
8. **353702** Bolt 7/16" x 1 1/2" UNC Zinc & Yellow
9. **353432** Spring Washer 7/16" Heavy Zinc & Yellow
10. **1853098** Steering Box Casting 165 188
11. **63285** Steering Box Packer Seal 165 168 175 178 185
12. **1850519** Steering Box Seal 165 WR969 Ford 5000 7000
13. **1853138** Steering Arm 165 285
14. **1853206** Steering Box Cover 165 Side
15. **1850526** Bearing Steering Worm 65 Complete
16. **1745** Steering Box Worm Guide 165
17. **1853115** Steering Box Gasket 165 Side
18. **6914** Steering Worm Guide Assembly 165 290
19. **1148** Wheel Spinner 15°
20. **4029** Wheel Spinner 30°
21. **1687020** Steering Box Assembly 165 Manual
22. **61708** Steering Column Rubber 265 285 398
23. **61871** Steering Worm 165 168 185 188 265 290 Duncan 645mm (25 1/4") Long
24. **62675** Steering Column Guard 65
25. **36235821** Steering Gear Bracket 165
26. **62939** Steering Box Assembly 265 275 290 42



Steering Components


4606



Power Steering Ram



1606890
Seal Kit 500 Power
Steering Ram



6463
Ball Joint 300 42's - Ford
4WD - New Type

2187
Track Rod End Ford 6610
7810 4WD LH Carraro




1605121
Power Steering Cylinder 5
Hydrostatic
Seal Kit=1606890

835091
Hydrostatic Ram
Union

4255
Ball Joint Ford Carraro Axle
LH (Left Hand TH)

2186
Track Rod End Ford 6610
7810 4WD RH Carraro A

429950



Power Steering Rod 362
4215 4220 4315 4320

61874




Steering Worm Bush 165
168 185 188 265 290

1664699




Steering Linkage bracket
265-290

1885795



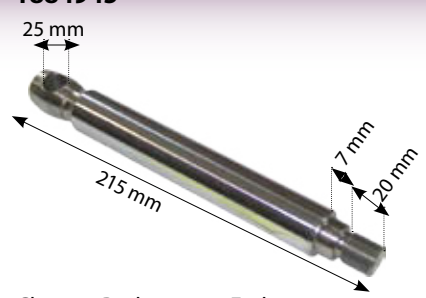
Chrome Rod 178 188 50B Late
Power Steering

1850778



Chrome Rod 265 275
290 575 590

1884945



Chrome Rod 175 178 Early 25mm
Power Steering 25mm Only


6529



Chrome Rod 200 600 4WD






Steering Components

165-188 P/S Components



Steering Components

165-188 P/S Components

1.	1853466	Power Steering Cylinder 100s	882780
1A.	6996	Valve Power Steering 165-690	 <p>Spacer Power Steering Kit</p>
1B.	62810	Valve Power Steering 165-690	
2.	881728	P/S Small Adjuster for turn buckle 100	
3.	881729	Power Steering Control Valve Adj. (Large)	
4.	188909	Power Steering Adjuster Pin - Large	
5.	353430	Nut Nyloc 3/8' UNF Zinc & Yellow	
6.	355565	Nut 5/16' UNC Heavy Zinc & Yellow	
7.	1830319	Power Steering End Pin Small	
8.	3837	Power Steering Turn Buckle Ass c/o Pins 165 265 290 ** Hardened Pins and Ends **	
9.	897153	Pipe Power Steering 165 185 188 Flexy Also fits 265 285 290	
10.	828577	Banjo Bolt for Top P/S Ram 1/2" JIC	 <p>Power Steering Pipe Bottom Flexy</p>
11.	828498	Power Steering Banjo Bolt Sealing Washer ID 14mm OD 20mm Thickness 1.5mm	
12.	891785	Washer 165 185 Steering Banjo Bolt Sealing ID 17/32" OD 27/32"	
13.	898366	Pin Ram to Casting for Power Steering	
14.	6544	Piston Ring Kit 100 Power Steering Ram	
15.	898358	Power Steering Arm Upper Non Splined 165 - 188 265 - 290 50 50B	
16.	364172	P/S Tapered Pin 3/4 UNF Half Nut	
17.	182725	Power Steering Pin 165 188	
18.	355917	Power Steering Shaft Circlip	
19.	898355	Power Steering Bracket 165 290 Splined Upper	
20.	29958X	Grease Nipple 1/4" 45° UNF	 <p>Bracket 165 for Power Steering Kit</p>
20A.	1694	Hydraulic Nipple 1/4' 90° UNF	
21.	829259	Power Steering Ram Pin Shim 0.50mm Fits 165 168 175 178 185 188 265 275 285	
22.	829258	Power Steering Ram Pin Shim	
23.	898363	Power Steering Ram to Bracket Shaft	
24.	190560	Bush for Splined Bracket Steering Linkage 65	
25.	62762	Pipe Power Steering Greaser 275 290 690	
26.	62699	Elbow Power Steering Ram Bracket Shaft 5/600	
27.	377781	Power Steering Pump Elbow	
28.	37556148	Power Steering Pump Blanking Plate	
29.	1833974	Gasket 212 236 248 Power Steering Pump	 <p>Steering Arm 165 - 188 265 - 290 Upper Manual</p>
30.	355791	Circlip for P/S Pump	
31.	897159	Gear Power Steering Pump 165 185 188 Also fits 265 285 290 565 590 690	
32.	2957X	Woodruff Key For Power Steering Pump	
33.	897146	Pump 212 236 248 Power Steering 165 to 188 & 265 to 298 & 565 to 590 50 50B	
34.	357197	Steering Elbow 200 & Ford	
35.	659925	Bush Power Steering Shaft - Reamed	
35A.	897235	Power Steering Shaft Bush Unreamed	
36.	898023	Steering Shaft 165 Manual Also fits 600 500 290 265 275 hydrostatic	
36A.	898359	Power Steering Shaft 165 188 275 290	
37.	196079	Fibre Seal for P/S Shaft	 <p>Clip 165 for Power Steering Kit</p>
38.	897923	Power Steering Arm 165 290 Splined Lower	
39.	898744	Power Steering Pipe Retaining Grommet	
40.	1833927	Power Steering Pipe 188 Bottom Steel	
40A.	882773	Pipe 165 Power Steering - Bottom Steel	
41.	1833925	Power Steering Pipe 188 Top Steel	
41A.	882775	Pipe 165 Power Steering - Top Steel	
42.	196077	Bush Power Steering 175	

Items Included But Not Illustrated

1626 1/8' 45° Bsp Hydraulic Nipple

1829457
Power Steering Kit 165 185 - Big Engine ** 63178 includes 203 Pump **



Orbital Units

1447

M18 →

Orbital Unit 300 3000 - 100
OSP



100 OSP M18

6907

M18 →

Orbital Unit 300 3000 125 OSP
M18 Thread



125 OSP M18

4655

3/4 JIC →



Orbital Unit c/o Relief
Valve 3/4 JIC 100 OS

100 OSP 3/4" JIC

4564



Orbital Unit Seal Kit to
Suit 4655

4605

M18 →

Orbital Unit Ford 40 TS 4WD
M18 -12 Spline 24.25mm Diameter
20mm high



150 OSP M18

51051

3/4 JIC →



Orbital Unit 200 OSP 3/4 JIC

200 OSP 3/4" JIC

4857

1/2" JIC →

Orbital Unit John Deere 160 OSP
(40 Series)



175 OSP 1/2" JIC

52184

M22 →

Orbital Unit Case MXU Puma JX
JXU Maxxum
Ford 35 60 TL L M T TL Series TLA
TM TSA TSA
Series STZ0R125M170



175 OSP M22

7808

1/2" BSP →

Orbital Unit Fiat 56 88 90 93 94 Series
100 OSP 1/2" BSP



100 OSP 1/2" BSP

1504266



Orbital Unit Repair Kit
IHC/Massey Ferguson/DB

1810503



Orbital Unit
Repair Kit

4620

1/2" BSP →

Orbital Unit Fiat 2 Ram Axle
160 OSP 1/2bsp
Also fits Zetor



160 OSP 1/2BSP

4600



Steering Column Assembly
Hydrostatic 830mm

62292



Orbital Unit Fitting Kit 675 -698
French Type

Front Axle Parts

35/135 Bent Front Axle



Stub Axle
Kit = 2331

Wheel Bearing
Kit = 1145

- | | | |
|-----|----------------|--|
| 1. | 353643 | Bolt 5/8" x 5 1/2" UNF Zinc Plated |
| 1A | 353427 | Nut 5/8" UNF Zinc & Yellow |
| 2. | 182850 | Bush Front Axle 35 135 |
| 3. | 182850L | Bush Front Axle 35 135 |
| 4. | 353627 | Bolt 5/8" x 3 1/2" UNF Zinc & Yellow |
| 5. | 183221 | Front Axle Pin 35 135 Old Type |
| 6. | 181953 | Front Axle Pin Retaining Screw 35 135 |
| 7. | 6666 | Front Axle Beam 35 135 Bent Axle |
| 8. | 825021 | Front Axle Pin 20D |
| 9. | 180350 | Steering Arm 35 135 RH & LH |
| 10. | 180326 | Half Axle 35 135 RH Old Type |
| 11. | 180327 | Half Axle 35 135 LH Old Type |
| 12. | 180344 | Bush Front Axle 20D 35 |
| 13. | 180345 | Stub Axle Bush 35 135 148 |
| 14. | 195175 | Bearing Stub Axle 35 135 |
| 15. | 180355 | Felt Packer 1 1/4" Front Axle Steering |
| 16. | 62013 | Front Axle Casting 35 135 Bent Axle |
| 16A | 62012 | Front Axle Casting 35 4 Cylinder |



63062

Axle Conversion Kit 135 Bent Axle to Straight


62308



Bush For Half Axle 130 -
158 French Type

Front Axle Parts

135/240 Straight Front Axle



Front Axle Parts

135/240 Straight Front Axle

1.	1869634	Front Axle Pin 135 New Type - Hollow	
2.	180355	Felt Packer 1 1/4" Front Axle Steering	
3.	353627	Bolt 5/8" x 3 1/2" UNF Zinc Plated	
3A.	353427	Nut 5/8" Unf Zinc Plated	
4.	964303	Front Axle Beam 135 240	
5.	1660114	Bush Front Axle 135	
6.	180345	King Pin Bush 35 135 148	
7.	195175	Bearing Stub Axle 35 135	
8.	1863312	Front Axle Pin Shim 135 New Type	
9.	1670939	Front Axle Pin 240	
10.	1660579	Front Axle Casting 135	
11.	6407	Front Axle Stud 135	
12.	6408	Retainer Clip Front Axle 135	
13.	6409	Dynashift Circlip for Wet Clutch 135 6190	
14.	1222	Front Axle Locating Pin Set	
15.	180350	Steering Arm 35 135 RH & LH	
16.	6921	Spindle 135 240 250 Top Arm LH	
17.	6922	Spindle 240 250 Top Arm RH	
18.	888304	Half Axle 135 LH	
19.	888300	Half Axle 135 RH	
20.	62623	Front Axle Casting c/o Axle Beam 135 240	
21.	61119	Power Steering Ram 240 350 HD	
22.	61477	Steering Cylinder Piston Rod 135 240	
23.	1662947	Power Steering Ram 135 240 RH	
23.	1662946	Power Steering Ram 135 240 LH Massey Ferguson 550 RH	
24.	62315	Power Steering Bracket 135 LH 148 240 250	
25.	62316	Power Steering Bracket 135 RH 148 240 250	
26.	62775	Steering Cylinder Piston Rod 135 240 RH 550 LH Coarse Thread	

→ 62623 KIT

62308

Bush For Half Axle
130 - 158 French Type

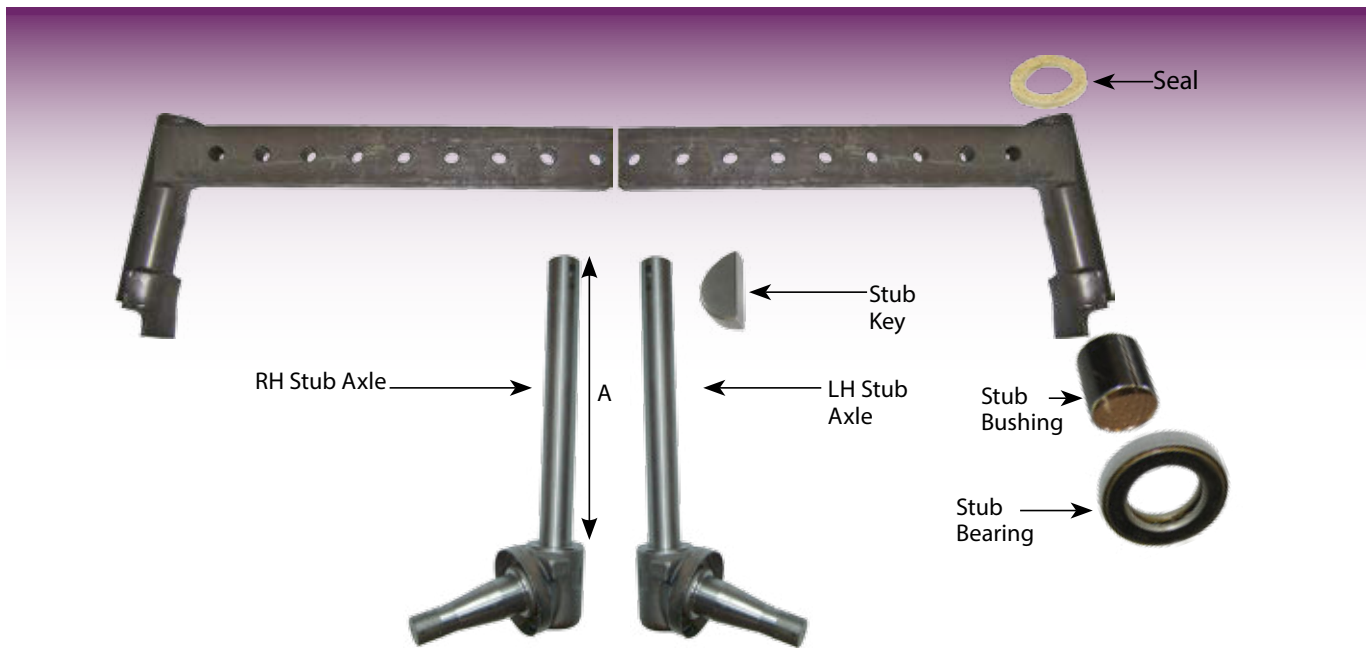


61703




Front Axle Oil Hose Kit
240 255 - 2 pce

Stub Axle Components



Model	LH Stub Axle	RH Stub Axle	Wheel Bearing Kit	Stub Axle Kit	Stub Bushing	Stub Bearing	Seal	Stub Key
35	180349 (A=277mm)	180346	1145	2331	180345	195175	180355	350355
65	897570 (A=295mm)	897569	1145	2766	196060	195175	180355	350355
135	897237 (A=277mm) 62936	897236 62935	1024	2331	180345	195175	180355	350355
165/265	897231 (A=295mm)	897230	1024	1454	183086	196167 Or 1810572 Anti Wobble Kit Per Tractor	183021	350355
175/178	897457 (A=355mm)	897456	1024	1454	183086	196167 Or 1810572 Anti Wobble Kit Per Tractor	183021	350355
188/290 /590	897476 (A=335mm)	897475	1158	1454	183086	196167 Or 1810572 Anti Wobble Kit Per Tractor	183021	350355
300	6029 (A=320mm)	6028	1158		882327	6254 Kit Per Side	196079+	350355
390								62862
298 698/699	6307	6306	1158		6317	1810572 Kit Per Traktor		

Stub Axle Components




	35/65	135/165/178	188/290	390
Front Hub	898085	886336	6288	6288
Washer	180010	180010	881384	881384
Nut	353928	353928	882263	882263
Hub Cap	1884289	1884289	882637	882637
Nipple	200191	200191	200191	200191
Wheel Bearing Kit	1145	1024	1158	1158
Seal	897363	897242	897702	897702
Inner Bearing	15123/245	LM48548/10	25590/20	25590/20
Outer Bearing	09067/195	LM11949/10	LM67048/10	LM67048/10
Stub Axle Shield		897232 Od 3 11/32' ld 2 1/2'		898350 Od 3 11/32' ld 2 7/32'
			898350 Od 3 11/32' ld 2 7/32'	898350 Od 3 11/32' ld 2 7/32'

Mudguards, Flaps & Weights

All Mudguard Flaps Sold As Pairs

Tractor Mudguard Flaps Sold as Pairs

Note: All measurements are +/- 15mm due to the nature of manufacturing process



- 2436 2WD A: 320 mm, B: 960mm
- 2969 A: 350 mm, B: 1000mm
- 402947 A: 380 mm, B: 1140mm
- 2968 A: 400 mm, B: 1225mm
- 402948 A: 480 mm, B: 1160mm
- 2959 A: 540mm, B: 1320mm
- 2960 A: 600mm, B: 1340mm

2993



Mudguard Kit Front
3060/3070 350mm 2WD

62811



Mudguard Kit Universal
4WD 400mm Flaps **
63136 is Adaptor Plate **

63136



Conversion Plate Mudguard Mounting
Bracket ZF Side Drive Case MF Carraro
709
** Suits 62811 Mounting Bracket Kit **

62749



Mudguard Mounting
Bracket 398 Pair

51719



Mudguard Spacer
40mm

1488



Mudguard Trailer
Tandem 8" x 68"
- PAIR

1496



Mudguard
Trailer 13" Wheel
- PAIR

2991MP



Mudguard Mounting Plate

61152



Weight Massey Ferguson Front
23KG

3537



Weight Carrier 135 - Bent Axle
Bolt=353728

3541



Weight Carrier 135 240 -
Straight Axle Square Axle
Bolt=353728


62033




Weight Carrier Frame 100's
Bolt=353728

Wheels Studs & Nuts


Model	Front Wheel Stud	Front Wheel nut	Rear Wheel Stud	Rear Wheel Nut
35	181328 1/2" UNF x 1 3/8"	195490	185400 9/16" UNF x 1 15/16"	180004 9/16" UNF
135	181328 1/2" UNF x 1 3/8" 906863 1/2" x 1 1/2" (UNF) 22mm head		185400 9/16" UNF x 1 15/16"	180004 9/16" UNF
165 175 178	887135 1/2 UNF x 1 1/2 906863 1/2" x 1 1/2" (UNF) 22mm head		893017 5/8" X 2" UNF	184273 5/8" UNF (Narrow) 881162 5/8" UNF (Wide) Pack of 8
165 H/D 188 H/D	4059 1/2" UNF x 1 3/4" 831420 1/2" UNF x 1 1/2"		893017 5/8" X 2" UNF	881162 (Wide)
590	4059 1/2" UNF x 1 3/4"		847416 Rear 11/16"	847417 (11/16")



62912
Wheel Stud
TE20
Front Wheel



62913
Wheel Stud
TE20
Rear Wheel
Early Type




195490
Wheel Nut

Wheels Extension Studs


1055
Rear 35 135











1465
Front



1054
5/8"



<p>353774 Flat Washer 5/8" Heavy Zinc Plated</p> 	<p>353427 Nut 5/8" UNF Zinc Plated</p> 	<p>62446 Wheel Lug 20D TE20 TE20 A TE20 D TE20 F TO20</p> 	<p>51330 Disc to Rim Lug</p> 
<p>1330</p>  <p>Rim to Disc Bolt Ford c/o Nut & Washer (5/8 UNF x 71mm long) Square Shoulder</p>	<p>828217</p>  <p>Rim To Disc Bolt & Nut +Washer</p>	<p>61692</p>  <p>Rim To Disc Bolt 240 - Square Type 1996 Nut 353774 Washer</p>	<p>1671</p>  <p>Rim to Disc Bolt Sankey c/o Nut & Washer M16 x 125mm Square Shoulder</p>

Wheel Rims & Tyres

Front Wheel Rims

Part No	Description	Size	OE Ref:	Photo
1730	Wheel Rim 6 Hole Rim	600 X 16	885741M3	
1729	Wheel Rim	750 X 16 Rim Front		
4474	Wheel Rim	900 & 1000 X 16 Front	1676159M94	
1399	Wheel Rim	750 X 18" Tyre	1861319M91	
61575	Wheel Rim Front for TE 20 TED 20	400 X 19	C5NN1015A	
1267	Wheel Rim 6 Stud 10" Centre Hole	10 X 24	3599795 1687957	
1270	Wheel Rim 4WD Front - 8 Stud 8.5" Centre Hole	10 X 24	1687948M91	

Tyres & Tubes

51831



Tyre & Tube 400 x 19
TE 20

53083

Tyre & Tube 600 x 19



53164

Tyre 400 x 19

53165

Tube 400 x 19

52859

Tyre Repair Kit Tubeless



53207



Paint Spray Can Silver
Wheel Spray 500ml

53208



Paint Spray Can Grey Primer
Wheel Spray 500ml

53209



Paint Spray Can Black High
Gloss Wheel Spray
400ml

53210



Paint Spray Can Matt Black
Wheel Spray 500ml

Wheel Rims & Tyres

Tyres & Rims

2544

Wheel Rim Complete
600 X 16 c/w Tyre



2543

Wheel Rim Complete
750 X 16 c/w Tyre



2764

Wheel Rim Complete
11 x 28 c/w Tyre RH



2765

Wheel Rim Complete
11 x 28 c/w Tyre LH



53103

Wheel Rim Complete
c/w Tyre 145 X 10



53096


Tyre & Rim for Stub
Axle U Braked
38mm 100PCD



Rear Wheel Rims

Part No	Description	Size	OE Ref:	Photo
61222	Wheel Rim Complete	9 X 28 For 11 X 28 Rear For 11 X 28 Tyre	005215U1	
61130	Wheel Rim	9 X 28 for 11 X 28 Tyre		
61131	Wheel Rim	11 X 28 for 12 X 28 Tyre		
61897	Wheel Rim 2" Lug Band Only	11 X 32		
61464	Rear Wheel Rim (2" Lug)	11 X 36	1863773M91	
4538	Complete Rear Wheel Rim	11 X 28 For 12 X 28 Tyre	005215U1	

Power Adjustable Variable Track (PAVT) Parts



1. **363296** Clamp Bolt 4 1/2x 3/4 UNC
2. **898021** Wheel Clamp
3. **353440** 3/4' Spring Washer
4. **353762** 3/4' Flat Washer Heavy Zinc Plated

5. **375100** 3/4' UNC Nut
6. **898022** Stop Plate PAVT Wheel
7. **1751403** Wheel Stopper

Emblems & Badges

<p>2400</p>  <p>Decal 135 Badge</p>	<p>61469</p>  <p>Badge 135 Original c/o Sticker</p>	<p>61778</p>  <p>Decal 148 Silver Backing</p>	<p>61771</p>  <p>Decal 148 Round - Sticker Only</p>	<p>1719</p>  <p>Decal 165 Vinyl</p>
---	---	---	--	---

<p>62746</p>  <p>Badge 168 Moulded</p>	<p>62331</p>  <p>Decal 175</p>	<p>61114</p>  <p>Decal 178</p>	<p>3752</p>  <p>Badge 178</p>
--	--	--	---

<p>61115</p>  <p>Decal 185</p>	<p>3401</p>  <p>Decal 188 Badge</p>	<p>61515</p>  <p>Badge 165 188 - No Decal</p>	<p>61809</p>  <p>Badge Blank for 135 148</p>
--	---	---	--

Emblems & Badges

1682944



Badge 200 600 Front Grill

61983



Front Badge 50/60HX

61686



Badge 65 Triangle Chrome

62218



Decal Triangular Massey Ferguson Large

62961



Emblem 135 148 165 Metal

922087



Badge Bar 100's 135 135 Petrol 148 165 168 175 178 185 188 Emblem & Bar

62314




Badge TE20 TE20A TO20 Front

41351



Badge 65 Chrome Breather Frame

61626



Grill Mesh 65 Upper

1772



Tax Disc and Licence Holder Chrome

62282



Spring Original for Emblem Hinge 165 - 188

61118



Emblem Hinge Kit 165 168 188

61384



Speed Clip MF Badge 200-600 Series

Stickers

<p>61738</p> <p>Decal Kit 35</p>	<p>1324</p> <p>Decal Kit 35X</p>	<p>3273</p> <p>Decal Kit 65</p>	<p>1155</p> <p>Decal Kit 135</p>
<p>3954</p> <p>Decal Kit 265</p>	<p>1325</p> <p>Decal Kit 100 Series 4 Cylinder Version</p>	<p>3912</p> <p>Decal Kit 240</p>	<p>3997</p> <p>Decal Kit 275</p>
<p>3913</p> <p>Decal Kit 290</p>	<p>62158</p> <p>Decal 135 148 Multi Power - 2 Per Pack RED</p>	<p>61810</p> <p>Decal 135 148 Multi Power - 2 Per Pack</p>	<p>62218</p> <p>Decal Triangular MF Large</p>
<p>62222</p> <p>Decal 100 Battery Warning Ref Overfill</p>	<p>62216</p> <p>Decal 100 PTO Position G N E</p>	<p>62208</p> <p>Decal 500 - Seat Adjustment</p>	<p>62211</p> <p>Decal 100 Warning ref PTO Guard</p>
<p>62212</p> <p>Decal The Ferguson System RH</p>	<p>62498</p> <p>Decal 100 Fuel Filtration Warning</p>	<p>62220</p> <p>Decal 100 Starter Protection - Depress Clutch</p>	<p>62210</p> <p>Decal Massey Ferguson Large</p>
<p>62206</p> <p>Decal 35 A152 - Service Daily</p>	<p>62217</p> <p>Decal 165 A 203 Service Daily</p>	<p>62219</p> <p>Decal 100 Patent Pending Made in England Serial Number From and To</p>	<p>62207</p> <p>Decal 100 - Recommended Oils</p>
<p>62215</p> <p>Decal 100 Safety Ref Differential Lock</p>	<p>62213</p> <p>Decal Main PTO Warning Type</p>	<p>62221</p> <p>Decal 100 Three Way Valve</p>	<p>62225</p> <p>Decal 200 Ignition Light & Indicator</p>
<p>62226</p> <p>Decal 100 Quality Approved Final Inspection</p>	<p>62223</p> <p>Decal TEF 20 Wash as Instructed</p>	<p>62227</p> <p>Decal 550 Speed Chart</p>	<p>62214</p> <p>Decal TEF 20 Clean and Renew</p>
<p>62224</p> <p>Decal TEF 20 Service Daily</p>			

Badges

<p>62209</p>  <p>Badge 135 for Serial Number</p>	<p>62209165</p>  <p>Badge 165 for Serial Number Fits on Dash</p>	<p>62209148</p>  <p>Badge 148 for Serial Number Fits on Dash</p>	<p>62209168</p>  <p>Badge 168 for Serial Number Fits on Dash</p>	
<p>62209178</p>  <p>Badge 178 for Serial Number Fits on Dash</p>	<p>62209188</p>  <p>Badge 188 for Serial Number Fits on Dash</p>	<p>62502</p>  <p>Tractor Badge 20 D - I.D. Plate - Freeman</p>	<p>62503</p>  <p>Tractor Badge 20 D - I.D. Plate - Ricardo</p>	
<p>62504</p>  <p>Tractor Badge 20 D - Valve Clearance</p>	<p>62505</p>  <p>Tractor Badge 20 D - Patent Plate</p>	<p>62506</p>  <p>Tractor Badge 20 D - Injector Pump Plate</p>	<p>62507</p>  <p>Tractor Badge 20 D Injector Pump Plate Simms</p>	
<p>62737</p>  <p>Tractor Badge CAV Starting Instructions</p>	<p>62516</p>  <p>Tractor Badge Serial number 135 French</p>	<p>62456</p>  <p>Tractor Badge Ferguson Patent Pending</p>	<p>62457</p>  <p>Tractor Badge 20D Serial Number</p>	<p>62461</p>  <p>Tractor Badge - FE 35</p>
<p>62458</p>  <p>Tractor Badge Starting Instructions 100's</p>	<p>62459</p>  <p>Tractor Badge - Starting Instructions 35</p>	<p>62460</p>  <p>Tractor Badge - FE 35 Serial Badge</p>	<p>62492</p>  <p>Tractor Badge Serial Number 165</p>	<p>62493</p>  <p>Tractor Badge Serial No. TED 20 Early</p>
<p>62495</p>  <p>Tractor Badge Serial No FE 35</p>	<p>62496</p>  <p>Tractor Badge Ki-Gass Starting Instruction</p>	<p>62497</p>  <p>Tractor Badge Serial Number TE 20 Late</p>	<p>62494</p>  <p>Tractor Badge Serial Number TED 20 Late</p>	<p>62757</p>  <p>Commissioning Plate Massey Ferguson Gold & Bla</p>

Cab Covers

1603



Flexi Cover 135
Standard 31"
From Roof to
Mudguard

1604



Flexi Cover
135 Long 33"
From Roof to
Mudguard

1605



Flexi Cover 148

1614



Cover 165 High Clear-
ance 3ft 11" x 2ft 8"

1606



Cab Cover
178 Flexy

1607



Flexi Cover 188
168

Mark 3



**Mark 4
Sloping Roof**



**Mark 5
Flat Roof**



Mark 6



1608



MK3 Lambourne

1609



MK4 Lambourne

1610



MK5 Lambourne

1611



Flexi Cover Lambourne
MK 6

Cab Covers

1601



Screen 135 165 Side LH

1602



Screen 135 165 Side RH

1202



L.H 188 Side Screen

1203



Side Screen 188 RH

1868176



Engine
Duct 135

1868177




Engine Duct 168
188

1617




Flexi Cab
Door Cover
165 - PAIR

3192
















Rubber Matting 48" Castellated - Sold Per Mt

- C1491** 1" Grey 6 X 4 Foam Sheet
- C1496** 1/2" Black 6 X 4 Foam Sheet
- C1499** 1/2" Blue 6 X 4 Foam Sheet
- C1490** 1/2" Grey 6 X 4 Foam Sheet



20 Body Parts

<p>61988</p>  <p>Air Cleaner 20 TVO 20D For Dash 12 Volt Mesh Plate On Its Own Is 62909</p>	<p>62909</p>  <p>Mesh Plate Air Cleaner 20D for Dash Complete is 61988</p>	<p>61742 Chrome Lever Knob 20 TVO</p> 		
<p>62002</p>  <p>Bonnet Kit TE 20 Complete</p>	<p>61807</p>  <p>Grill TE20 Front Complete</p>	<p>61964</p>  <p>Side Panel TE20 Grill RH Panel</p>	<p>61965</p>  <p>Side Panel TE20 Grill LH Panel</p>	<p>62633</p>  <p>Gear Lever Boot Cover TE 20</p>
<p>62439</p>  <p>Bracket Side Lamp TE 20 RH</p>	<p>62438</p>  <p>Bracket Side Lamp TE 20 LH</p>	<p>61263 Washer</p> 	<p>63059 Bracket Side Lamp Kit TE 20 With Rubber Washers</p> 	
<p>62732</p>  <p>Side Panel 20 LH Short Type</p> <p>575 mm</p>	<p>62731</p>  <p>Side Panel 20 RH Short Type</p> <p>575 mm</p>	<p>62018</p>  <p>Side Panel 20 RH Long Type</p>	<p>62019</p>  <p>Side Panel 20 LH Long Type</p>	
<p>61971</p>  <p>T Piece TE 20 Grill</p>	<p>63011</p>  <p>Bonnet Stay 20D</p>	<p>51553</p>  <p>Filler Strip 20D Bubble Each Side 10 Mtr Roll</p>	<p>62544</p>  <p>Number Plate Bracket TE 20 ** Number Plate / Rear Lamp is 63064 **</p>	
<p>62399</p>  <p>Dash Panel Support Panel TE 20</p>	<p>62401</p>  <p>Lift Control Quadrant Lever 20D</p>			
<p>62414</p>  <p>Battery Tray 20D & 35 4 Cylinder</p> <p>188mm 345mm</p>	<p>51403</p>  <p>Battery Clamp 41cm Long</p>	<p>41567</p>  <p>Battery Cover Lucas - Small Original Type Same as the original Battery Cover</p>		

35 Body Parts

Paint

TR1001
TR1180
TR1156
TR2397

1 Ltr MF Red
1 Ltr MF Grey
1 Ltr Red Oxide Primer
1 Ltr Buff Undercoat

61375
Bonnet Lid 35
35X 3 Cylinder c/o
hinges



61260
Bonnet Kit 35X
3 Cylinder

41323
Bonnet Handle
35X Chrome
Chrome Handle



51242
Badge 35
Front Triangle



61738
Decal Kit 35



61890
Bonnet Button FE 35 -
Chrome



61712
Bonnet Stud 35X



1324
Decal Kit 35X

62204

Bonnet
Kit FE 35 4
Cylinder



64383
Hinge FE35 4
Cylinder Bonnet



61467
Side Panel 35 3 Cylinder
RH - 20.5"

61303
Side Panel 35 4 Cylinder
RH 20"



62111
Grill Fastener
35 35 FE 35X
Front Grill



61304
Panel 35X Lower with
Round Hole



61468
Side Panel 35
3 Cylinder LH -
20.5"

61302
Side Panel 35 4
Cylinder LH 20"

Paint

TR1001 -
1 Ltr 35 4 Cylinder Red

61992



Panel 35 Lower - With
Oval Hole

62173



Dash Panel 35 35X

51554



Rubber 35 Dash
Instrument Panel


62509



Knob Front Grill 65 Chrome

826870

Engine Hood Securing Rod
35 35X FE 35 - Pair



61742

Chrome Lever
Knob MF20 TVO



62633

Gear Lever Dust Cover
TE20




65 Bonnet

Paint

- TR1001** - Red
- TR1180** - Grey
- TR1156** - Red Oxide Primer
- TR2397** - Buff Undercoat
- TR6000** - Activator




62169
Complete Bonnet



- | | |
|---|---|
| <ol style="list-style-type: none"> 1. 41348 2. 41349 3. 41350 4. 61686 5. 62509 6. 41351 7. 61626 8. 62064 9. 62312 10. 62006 10. 62007 11. 3273 12. 62212 13. 62411 14. 62605 15. 62606 15A. 62607 16. 62199 | <ul style="list-style-type: none"> Panel 65 Bottom (Metal) Front Grill Set 65 - PAIR Steel Grill 65 Front Badge 65 Triangle Chrome Knob Front Grill 65 Chrome Badge 65 Chrome Breather Frame Grill Mesh 65 Upper Nose Cone 65 Grommet Bonnet Massey Ferguson Old Style Side Panel Grill 65 LH Side Panel Grill 65 RH Decal Kit 65 Decal The Ferguson System Bonnet Fastener 65 Bonnet 65 Side Panel 65 LH Side Panel 65 RH Air Intake Hose 65 |
|---|---|

Seats



6742
Seat Back 35 165 175

181323
Back Rest Plate with Bolt

891870
Seat Pan 35 35X 65 135 165 Bucket Type Red
Also fits 185 188 240 265 290 Also fits TE20 TEA20 TED20 TEF20 TO20 T20

6993
Seat Cushion & Back Rest Kit 35 135

61629
Seat Lower Bracket Assembly 35 35X 135

61632
Seat to Hinge Pin 35 35X 7 1/2" Long

61633
Seat to Hinge Pin 35 35X (6 7/8" Long)

51565
Stud for Bucket Seat (Add 353426 (H904) Nut t



61530
Cover to Suit 6742 Backrest



61630
Seat to Spring Bumper 35 35X 135

1890522
Roller Fritzmeier Seat

61808
Seat Complete 35 35X 135 (6993 x 1 61629 x 1 891870 x 1)

<p>61834</p>  <p>Seat Cushion 20D - Black</p>	<p>61499</p>  <p>Seat Pan 20D TVO 9 Hole</p>	<p>52844</p>  <p>Seat Bucket Deluxe Red</p>
---	---	---

<p>61975</p>  <p>Seat Hinge for 35 135 Seat **Suits 61629**</p>	<p>62957</p>  <p>Seat Riser Massey Ferguson 35 135</p>
---	--

<p>61779</p>  <p>Number Plate Bracket 35 135</p>	<p>7962</p>  <p>Seat Spring TE 20 TEA 20 TED 20 TEF 20</p>
--	--

<p>51606</p>  <p>Seat Blue c/w Height Adjustment 4mm Base and support</p>	<p>51737</p>  <p>Seat Black c/w Sliding Base</p>	<p>51738</p>  <p>Seat c/o Angle Adjustment Black ** Blue is 51874 **</p>
---	---	--

135 Bonnet & Grill

Paint

- TR1187 - Red
- TR1399 - Stoneleigh Grey
- TR2397 - Buff Undercoat
- TR1156- Red Oxide Primer



- | | | |
|------|---------|--|
| 1. | 61301 | Bonnet 135 c/w Fuel & Battery Door 13" & 14"
** Kits 6696 & 6697 & 62245 & 62246 ** |
| 2. | 62437 | Diesel Lid Guide / Stopper Bracket 135 188 |
| 3. | 828224 | Diesel Lid Retaining Spring |
| 4. | 194252 | Rubber to suit 922246 |
| 5. | 922087 | Badge Bar 100's |
| 6. | 922246 | Grill 100 Upper Front |
| 7. | 61681 | Grill Panel 135 Top of Front Grill |
| 8. | 922141 | Grill Door 135 13" |
| 8A. | 1861374 | Grill Door 135 14" High Clearance |
| 9. | 897819 | Grill Door Fastener 100 |
| 10. | 922105 | Grill 135 13" Old Type |
| 11. | 61684 | Panel 135 Inner Lower Front |
| 12. | 897821 | Panel Number Plate 135 |
| 13. | 61683 | Grill Panel 135 LH Front Side suits 13" Grill |
| 13A. | 61682 | Grill Panel 135 RH Front Side suits 13" Grill |
| 14. | 63305 | Grill Panel Support 135 Pair |
| 15. | 62279 | Dash Blanking Plate Triangular 100 |
| 16. | 897822 | Grill Panel 135 13" RH |
| 16A. | 1871737 | Grill Panel 135 14" RH |
| 16B. | 897823 | Grill Panel 135 13" LH |
| 16C. | 1871738 | Grill Panel 135 14" LH |
| 17. | 180718 | Bonnet Stud 35 135 165 178 |
| 18. | 886098 | Battery Box 135 240 |
| 19. | 1865760 | Dash Panel 135 240 Lower |

135 Bonnet & Grill



61989
Battery Lid Fastening Kit
Late Type - PAIR
Early type 3441



3441
Battery Lid Fastener Kit
Early 100s - PAIR
Late type is 61989



3442
Bonnet Clip - Diesel Lid Kit
Early - PAIR **Late Type is 62277**




62277
Diesel Lid Kit Late Type
(Pair)
Early type 3442

61569
Grill & Door Kit 135 13" - For Lights



61570
Grill & Door Kit 135 14" For Lights

61688
Grill Kit 135 13" Complete



61689
Grill Kit 135 148 14" Complete

6697
Bonnet Kit Assembly 135 13"



6696
Bonnet Kit Assembly 135 14"




61960
Nose Cone 100 135 165 168
175 178 185 188



62786
Dash Panel 135 148 c/o
Offset Clock Hole ** 62022
has clock hole in line with
steering



1885047
Diesel Lid 135 148



1884057
Battery Lid 135


62236
Dash Lamp Rubber
100 To Suit 61980



61980
Dash Lamp For
100 Series C/O Rubber

1347 Bulb 12v 4w

41749
Number Plate Lamp Dexta Black



884789
Battery Retaining Clamp
135



51403
Battery Clamp
41cm Long



62312
Grommet Bonnet Massey
Ferguson Old Style
Small Round Head Type
61710 New Version
35 100 500 Series



61710
Grommet Bonnet Hood
Massey Ferguson
Old Type 62312

165/168/188 Bonnet & Grill



- | | | |
|------|----------------|---|
| 1. | 61571 | Grill & Door Kit 165 168 - For Lights |
| 2. | 880256 | Grill Panel 165 188 Side RH |
| 2A. | 880257 | Grill Panel 165 188 Side LH |
| 3. | 1886316 | Number Plate Panel 165 |
| 4. | 884059 | Grill Panel 165 Assembly |
| 5. | 884093 | Battery Panel 165 188 RH |
| 5A. | 884094 | Battery Panel 165 188 LH |
| 6. | 1862896 | Diesel Lid Door 188 |
| 7. | 1884366 | Battery Door Panel 165 188 |
| 8. | 1884365 | Dash Panel 165 188 |
| 9. | 897819 | Grill Door Fastener |
| 10. | 3442 | Diesel Lid Kit (Pair) |
| 11. | 828224 | Diesel Lid Retaining Spring |
| 12. | 922246 | 100'S Upper Front Bonnet Screen |
| 13. | 922087 | 100'S Massey Ferguson Badge Bar |
| 14. | 194252 | Bonnet Screen Rubber |
| 15. | 61118 | Emblem Hinge Kit 165 168 188 |
| 15A. | 62282 | Spring Original for Emblem Hinge 165 - 188 ** Hinge is 61118 ** |
| 16. | 61980 | Dash Lamp For 100 Series - 1347 Bulb 12v 4w |
| 16A. | 41749 | Number Plate Lamp Dexta Black |
| 17. | 61710 | Grommet/Bumper For Bonnet |
| 18. | 62279 | Dash Blanking Plate Triangular 100'S |
| 19. | 62437 | Diesel Lid Guide / Stopper Bracket 135 188 |

165/168/188 Bonnet & Grill



6662
Bonnet Kit 165 Complete

6661
Bonnet Kit 188 Complete



62015
Bonnet 165 168 175 185

62014
Bonnet 188 178



61690
Grill Kit 165 Complete

1860167
Grill 165 168 For Lights

63428
Grill Front 155 158 With Light Holes
& Door A
[OE Ref: 961244M92](#)



63273
Grill 165 168 175 178 185 188 Front
Without Light Holes

1833420
Grill Door 165

63429
Grill Door 155 158
[OE Ref: 961365M92](#)

240 Bonnet & Grill

61382
240 Bonnet Kit

Paint
TR1187 - Red
TR1116 - Grey



- | | | |
|-----|----------------|------------------------------------|
| 1. | 1672659 | Engine Hood 240 |
| 2. | 6997 | Battery Lid 240 |
| 3. | 1661808 | Bonnet Seal Rubber 200s |
| 4. | 1829500 | Head Lamp LH c/o Bulb & Loom |
| 5. | 1829499 | Head Lamp RH c/o Bulb & Loom |
| 6. | 61384 | 240 Emblem Ring Clip |
| 7. | 1682944 | Badge 200 600 Front Grill |
| 8. | 1682953 | Grill Panel 240 |
| 9. | 3197 | Nose Cone 240 |
| 10. | 1682786 | Side Panel 240 LH |
| 10. | 1682787 | Side Panel 240 RH |
| 11. | 61383 | Bonnet Rubber 240 |
| 12. | 62165 | Head Lamp Fixing Kit 200 |
| 13. | 61876 | Radiator Support Panel Upper 200's |
| 14. | 61877 | Radiator Support Bracket RH 200's |

265/290 Bonnet & Grill




- | | | |
|-----|----------------|--|
| 1. | 6157 | 265/275 Bonnet |
| 1. | 6206 | 285/290 Bonnet |
| 2. | 1661808 | Bonnet Seal Rubber |
| 3. | 1674509 | 265/290/298 Bonnet Support |
| 4. | 51403 | Battery Clamp 34Cm Long With 800Mm Thread |
| 5. | 1678154 | 265/285 Battery Support Lower Plate |
| 6. | 61158 | 265/285 Battery Panel |
| 7. | 898423 | Battery Stay J Bolt |
| 8. | 3198 | 265/285 Nose Cap |
| 9. | 1682950 | 290/690 Grill Panel |
| 10. | 1829500 | LH Hand Head Lamp Unit |
| 10. | 1829499 | RH Hand Head Lamp Unit |
| 11. | 1682944 | 2/600'S Front Grill Emblem |
| 12. | 1876153 | 2/500'S Bonnet Sealing Strip |
| 13. | 61384 | Emblem Ring Clip |
| 14. | 62165 | Head Lamp Fixing Kit 200 Series |
| 15. | 1683326 | Side Panel Support Lower Bracket 265-290 |
| 16. | 61978 | Bracket To Hold Oil Bath Pre Cleaner 200'S |
| 17. | 62189 | Grill Top 500'S |
| 18. | 61995 | Grill 500'S Lower Complete |
| 19. | 62600 | Side Panel 290 Lh |
| 20. | 62601 | Side Panel 290 Rh |
| 21. | 62647 | Dash Panel 265 275 285 290 |
| 22. | 62576 | Bonnet Cover 285 290 |
| 23. | 62584 | Steering Lower Panel |
| 24. | 62583 | Lock Plate Front Grill |

Footsteps

61533


No Holes



Foot Board 20 35
c/o Brackets LH

61534

No Holes




Foot Board 20 35
c/o Brackets RH
NO HOLES

6927

Foot Step 35 135
Old Type RH With
Holes

With Holes




6926

Foot Step 35 135
Old Type LH With
Holes

61122

Foot Step Assembly 35
c/o Bracket & Bolts RH


With Holes



61736

Bolt & Nut for 135
Footboard


Narrow



61465

Foot Board 135 RH -
Narrow 8 1/2"

Wide




1662995

Foot Board 135 240 LH
Wide 9 1/4"

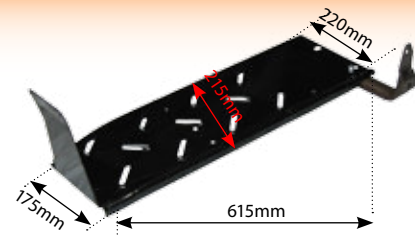
1662994

Foot Board 135 240 RH -
Wide 9 1/4"



6999

Foot Board 135 240
(Wide) RH c/w Brackets




61803

Foot Board 135 only RH
New type narrow 8 1/2,
c/w Straight Brackets

Footsteps


62824

Foot Step 35 Pair w/
Bracket & Bolts




62825

Foot Step 135 35 Old
Type Pair




62826

Foot Step 188
265 285 290
Pair Length 31"
Width 10"




62827

Foot Step 135
New Type Pair
** Narrow
8 1/2" **
Straight
Brackets **



62828

Foot Step
135 240 Pair
c/o Brackets



62178

Foot Step Rest 188 265
RH



62186

Foot Step Bracket
188 265 RH



62176

Foot Step Fitting
Plate 188 265



62179

Foot Step Rest 188 265
LH

62180

Foot Step Bracket
188 265 LH



62187

Foot Step Bracket
188 265 LH



61701

Foot Step Bracket
Support 35 135 65



New Axle

Old Axle


881721

Foot Board Front
Mounting Plate
LH



61535

Mounting Bracket
35 135 Front LH



180867

Foot Rest
Kit TE20
35 135 240
For Radius
Rod



881719

Foot Board
Bracket



881720

Foot Board Front
Mounting Plate RH

61536

Mounting Bracket
35 135 Front RH

62182

Foot Step Bracket Rear 188
265 RH



61794

Foot Step Bracket 188
265 285 290



62183

Foot Step Bracket Rear 188
265 LH



Mudguards

20/35



1883357
Mudguard 20D 35 Grey Primer c/o Bracket



61966
Mudguard 20D c/w Original Bracketry
35 35 FE 35 X TE20 TE20 A TE20 D TE20
F TO20

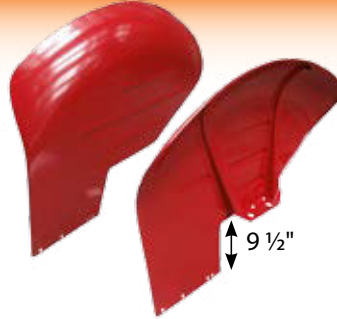


61176
Mudguard Skin 35


35X/65



64431
Mudguard 35X 7" **PAIR**
Red c/w Weld Bracket




63297
Mudguard 35X 9 1/2" **PAIR**
Red c/w Weld Brkt

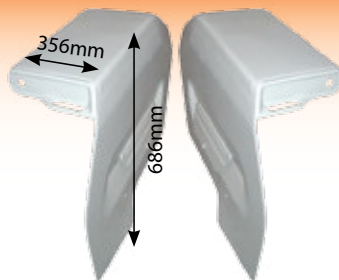


63298
Mudguard 65 11" **PAIR**
Red c/w Weld Bracket


135/165/178



63299
Mudguard 135 **PAIR** & Box
28' Narrow 10.5'



63333
Mudguard 135 165 27" Pair 14" Wide



63300
Mudguard **165 178 PAIR** Square 31"
W/Toolbox

265



64490
Mudguard 265 Square Type W/O
Bracket **PAIR** OE Ref: 1679374M94

Mudguard Components

51510
Plough Lamp c/o Switch Grey H3

63014
Bracket Plough Lamp 20

62511
Rubber For Plough Lamp

62510
Switch For Plough Lamp

61990
Rubber Socket 2 pin

62544
Number Plate Bracket TE 20

Lamp Rear 20D

100's Power Connection

KIT

62143
Bracket For 2 Pin Plug

61990
Rubber Socket 2 pin

62030
2 Pin Plug
Matches 61990

62144
Spade Terminal (3 x 2)

62972
Power Connection 100 Series External

100's Wiring

100's Plates

3008
Bolt M8 x 25 Coarse Zinc & Yellow

62145
Bracket On Mudguard For Wiring 100's

62144
Spade Terminal

61814
Mudguard Extension Plates 135 LH & RH

62542
Mudguard Tool Box Support Plate 135

Support Brackets

62816
Mudguard Support Bracket 10 Hole 165
168 185 265 275 290



62815
Mudguard Support Bracket 8 Hole 165
168 185 188 265 275 290

1808644
Mudguard Support Bracket 8 Hole 265

Mounting Bolts

3706	Bolt 5/8' x 6' UNF Zinc & Yellow
353655	Bolt 5/8' x 7' UNF Zinc Plated
353894	Bolt 5/8' x 8' UNF Zinc Plated
357322	Bolt 5/8' x 9' UNF Zinc Plated
353429	Nut Nyloc 5/8' UNF Zinc & Yellow

Toolboxes



Door Locks

<p>3982</p>  <p>Non Locking Plain Handle 1.75'</p>	<p>3983</p>  <p>1.75' Locking Handle (500's)</p>	<p>1770</p>  <p>Door Handle Non Locking (1.5')</p>	<p>1288</p>  <p>Door Locking Handle (1.5')</p>
<p>4652</p>  <p>Door Handle Duncan Outside</p>	<p>C3001</p>  <p>Door Handle Cab Craft LH RH Inner</p>	<p>C3002</p>  <p>Door Handle Cab Craft Outer</p>	
<p>1655 Door Slam Lock LH</p> 	<p>1769 Door Slam Lock LHD Door Slam Lock LH</p> 	<p>1771</p>  <p>Door Slam Lock Duncan</p>	
<p>4271</p>  <p>Adaptor 3/8" BSP Male/ Male Bulkhead</p> <p>4572 Door Handle - Inside Allen Key</p>	<p>3202 Door Lock LH for Cab</p>  <p>3191 Door Lock RH for Cab</p>	<p>1028</p>  <p>Door Lock Striking Piece</p>	

TRACTOR

PAINT

Hand brush or spray
Hardens to an OEM Finish
No colour variance

PLEASE NOTE:
Use QTP Thinners Only.
Follow directions on tin.

For a Professional Finish

1 Choose Paint
Spray or Brush

Choose
From a wide range of colours

2 TR1488
1 Ltr Thinners

Mixing Ratio
Paint : Thinners
9:1 or 10:1



3 TR7000
1 Ltr Clear Lacquer

Tough
Durable & easy to use



MASSEY FERGUSON

- 1200TR** 35 4 Cylinder Gold
- TR1001** 35 4 Cylinder Red
- TR1180** 35X Ferguson Grey
- TR1187** Massey Ferguson Red
- TR1181** MF 100s Silver Mist
- TR1265** Massey Ferguson Flint Grey
- TR1399** Stoneleigh Grey
- TR1116** Transmission Brown / Charcoal Grey
- TR1000** 42 Series Chassis Black
- TR1002** Massey Ferguson 42 54 Red (New Red)
- TR1004** 42 Series Silver Mist
- TR1179** Smoke Grey
- TR1222** NH Driveline Grey - New Cab
- TR1225** Massey Ferguson Light Grey Pain
- 1191TR** Light Grey

RENAULT

- TR6615** Renault Grey
- TR6611** Renault Orange

SAME

- TR5501** Same Blue

FORD

- TR2440** Fordson Empire Blue
- TR3488** Fordson Orange
- TR1182** Ford Tractor Blue
- 6616TR** New Holland Chassis Grey
- TR1071** Ford Grey
- TR1196** New Holland Ford Blue
- TR1221** New Holland Grey White for Wheels

FIAT

- TR3130** Fiat Brown
- 3487TR** Fiat Opal White
- 4188TR** Fiat Terracotta Brown
- TR3131** Fiat Orange
- TR3132** Fiat Cream

JOHN DEERE

- TR1162** John Deere Green
- TR2134** John Deere Yellow

LANDINI

- TR1065** Landini Blue

FENDT

- TR1060** Fendt Green

53208
Grey Primer
Wheel Spray
500ml Can



53207
Silver Paint
Wheel Spray
500ml Can



53210
Black Paint
Wheel Spray
500ml Can



53209
High Gloss
Black Paint
Wheel Spray
500ml Can



TRACTOR PAINT

Hand brush or spray
Hardens to an OEM Finish
No colour variance

PLEASE NOTE:
Use QTP Thinners Only.
Follow directions on tin.

For a Professional Finish



1 Litre
Red Oxide Primer



1 Litre
Buff Primer Undercoat



1 Litre
Grey Primer Undercoat

IHC/DAVID BROWN

TR1163	IHC Off-White Wheels
TR1231	International Red
TR4703	Case/IHC Red New Red
TR3489	David Brown Hunter Pink
TR1184	David Brown Orchid White
TR1184A	David Brown Power Red

Deutz

TR6617	Deuta Green
TR6618	Deuta Green

ZETOR

TR1193	Zetor Grey
TR1183	Zetor Red
TR1189	Zetor Chassis Green

LEYLAND

TR1190	Leyland Light Blue
TR1190A	IHC / Leyland Dark Blue

WHITE/BLACK

TR2175	Matt Black
TR1109	Gloss Black
TR1420	White

INDUSTRIAL

TR1520	Old Hitachi Orange
TR1003	New Hitachi Zaxis Orange
TR1185	Industrial Yellow
TR1198	New JCB Yellow
TR1115	New Holland Clayson Yellow
TR1160	New Ford Yellow
TR1192	Komatsu Yellow
TR1194	New Holland Yellow
TR1195	Senator Lime Green
TR1253	Rotavator Orange
TR2393	Case Brown
TR2396	New Cat Yellow
TR2401	Case Tan
TR2447	Kvernland Green
TR3684	Land Rover Blue



59633
JD Green Spray
Can Aerosol
400ml

59623
JD Yellow Spray
Can Aerosol
400ml

NUFFIELD

TR3490	Nuffield Orange/Red
---------------	---------------------

Date:..... **No. of Pages:**.....
Name of the Rep:..... **A/C Number:**.....
From:..... **e-mail:**.....
Phone No.:..... **Fax No.:**.....

Please quote for the following parts - Quotation Number :
 I wish to confirm the following order on Quotation Number:
 Please supply the following parts:

Qty	Part No.	Description	Unit Price
1.			
2.			
3.			
4.			
5.			
6.			
7.			
8.			
9.			
10.			
11.			
12.			
13.			
14.			
15.			
16.			
17.			
18.			
19.			
20.			
21.			
22.			
23.			
24.			

Please photocopy this page

Please do not remove this page

Comments:

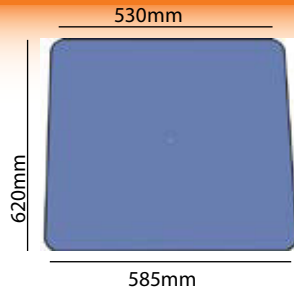
Customer Signature: _____ **Rep's Signature:** _____

Lambourne Cab Glass

MK3

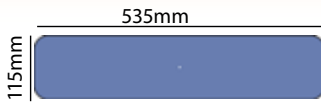
D6104

Glass Lambourn MK 3
Windscreen



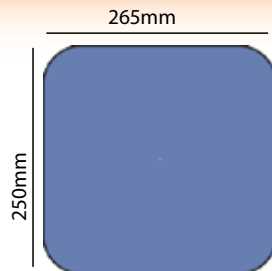
MK5

D6416



Glass Lambourn
MK5 Windscreen
Lower


D6106



Glass Lambourn MK5
Bottom Door

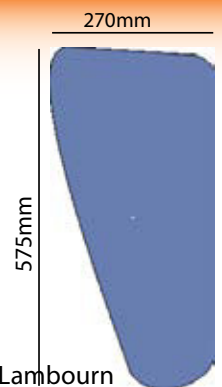
MK6

3268



Glass Lambourn
MK6 Top Door


3265



Glass Lambourn
MK 6 Bottom Door

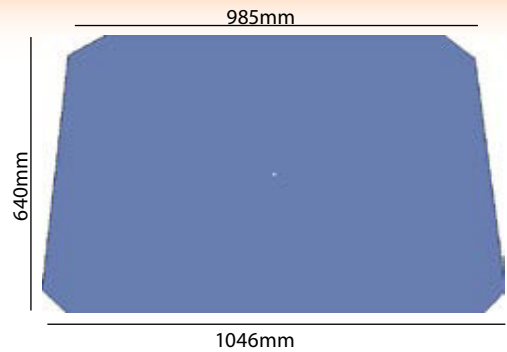
100's Sirocco Flexible Cab Glass

1124



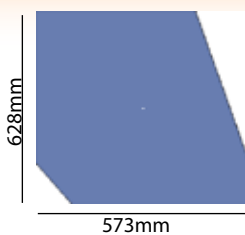
Glass 135 165 MK2
Windscreen Flexi

1783



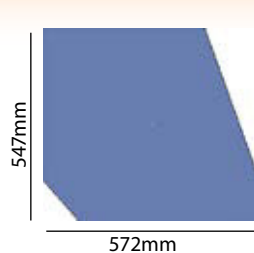
Glass Windscreen 25"
Flexy

1421



135/165 Upper
Glass 135 165 MK2 Flexi
Upper Door

3284




Glass 165 MK1 Door
Flexi Upper

D6634



Glass 148 Upper
Door Flexi

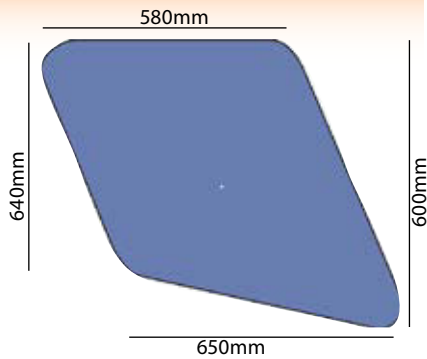
1458



Glass 188 Door

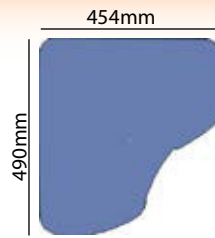
100's Sirocco Flexible Cab Glass

2366



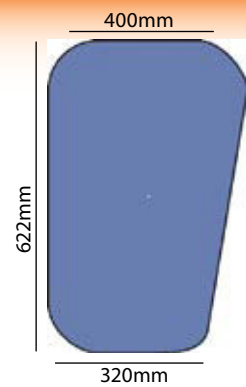
Glass 135 165 Door H/C Top

3266



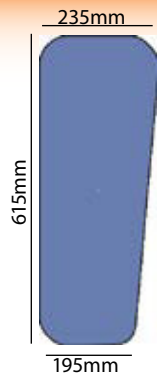
Glass 188 Door Bottom Rigid

D6637



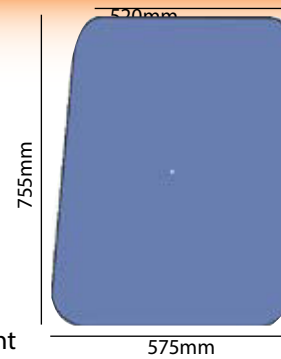
Glass 100's Side Rigid
LH & RH

D6638



Glass 100's Side Sliding
LH & RH

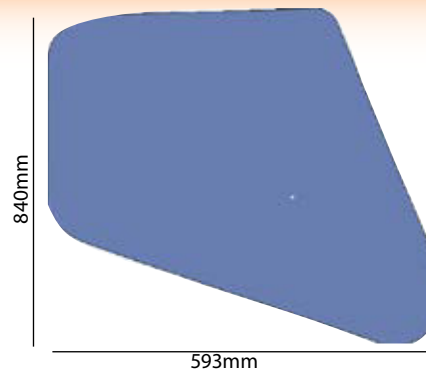
D6639




Glass 100's Side Front
LH & RH

1555

Glass 165 Top
Rigid



1422

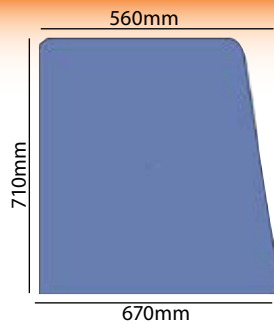


Glass 135 Windscreen - Rigid Cab

100's/240 Lambourne Cab Glass

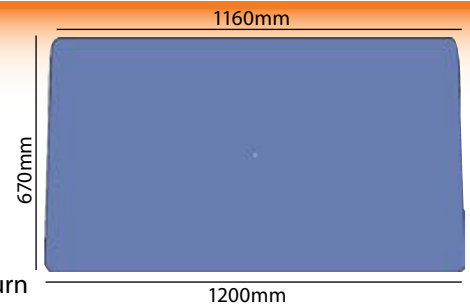
100's Lambourne

1909



Glass 265 Side Glass


D6553



Glass Lambourn Q Cab 188 Rear Window


240's Lambourne

1908



Glass Lambourn 240 Side Window

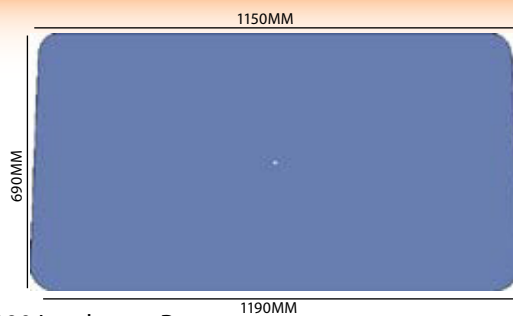
D6571



Glass Lambourn 240 250 20E Top Rear Glass

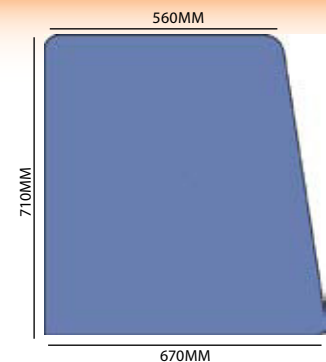
265/290's Lambourne

4622




Glass 290 Lambourn Rear Glass 265 275 290

1909



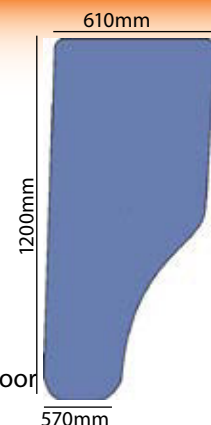
265 Side Glass

1912



Glass Lambourn 265 290 Windscreen

D6541



Glass Lambourn 290 Door

Rubber Strips and Trims

All Rubbers Sold Per Metre

<p>3097</p>  <p>Beaded Strip 500 - Per Mtr (1" or 25mm) 6.4 mm Glass</p>	<p>1773</p>  <p>Weather Strip Beaded (22mm) 4.8 mm Glass</p>	<p>1774</p>  <p>Filler Strip for 1773 3097 - Sold in Mtrs.</p>
--	--	--

<p>1888</p>  <p>S Section Rubber - min sale 25mtr 50 mtr per roll</p>	<p>3984</p>  <p>Vinyl Edge Trim Sold per Metre For From 0.7 - 2.5mm Glass / Panel</p>	<p>1285</p>  <p>Draught Excluder Rubber - sold by the metre for 1 to 3 mm 50mtr Per Roll</p>
---	---	--

<p>51553</p>  <p>Filler Strip 20D Bubble Each Side 10 Mtr Roll Dexta & Major Bonnet</p>	<p>2548</p>  <p>Weather Strip 300 - Per Metre</p>	<p>1407</p>  <p>Rubber Section 6mm Metre for 3mm to 6mm</p>
---	--	--

<p>51554</p>  <p>Filler Strip (sold in 10 Mtr Roll)</p>	<p>51555</p>  <p>Filler Strip c/o Lip - 10 Mtr Roll</p>
---	---

<p>1427</p>  <p>Weather Strip Tool</p>	<p>51227</p>  <p>Glass Bonding Kit</p>	<p>51382</p>  <p>Rubber Section - Per Mtr</p>	<p>59723</p>  <p>Seal - John Deere 20 Series Front Windscreen</p>
--	--	--	---

<p>53017</p>  <p>Body Filler IsoPON P38 Lightweight 250ml</p>	<p>53018</p>  <p>Fibre Glass Repair Paste IsoPON P40 250ml</p>	<p>53019</p>  <p>Fibre Glass Repair Kit Fastglas</p>
---	--	--

Head Lights

61980



Dash Lamp for 100 Series
c/o Rubber

1347 Bulb 12v 4w

62236



Dash Lamp
Rubber 100

41749



Number Plate Lamp
Dexta Black

51511



Lens with Tractor
Logo

62200

Head Lamp Bracket
35 TE20 TEA20 TED20
TEF20



62651

Rear Lamp
Small Round



1732

Head Lamp Red 35 RH Plain
Lens



1733

Head Lamp Red 35 LH Plain
Lens

51405

Head Lamp Red
RH c/w Tractor
Lens Logo



51406

Head Lamp Red
LH c/w Tractor
Lens Logo

51505

Head Lamp Red V/M BPF 40/45W
c/o Tractor Logo



51501

Head Lamp Black V/Mtg
BPF 40/45W Plain Lens



886998

Plough Lamp Butler
Type Frosted Lens c/o
H3 B



51119

Head Lamp Red
Small



51401

Plough Lamp c/o Tractor Logo
Lens With H3 Bulb (Frosted
886998)



Head Lights

<p>1860183</p>  <p>61401 100's R.H. HeadLight Kit</p> <p>Head Lamp Cowl 100s RH</p>	<p>1829499</p>  <p>Head Lamp RH c/o Bulb & Loom</p>	<p>62165</p>  <p>Head Lamp Fixing Kit 200</p>	<p>1860184</p>  <p>61402 100's L.H. HeadLight Kit</p> <p>Head Lamp Cowl 100s LH</p>	<p>1829500</p>  <p>Head Lamp LH c/o Bulb & Loom</p>
<p>2356</p> <p>Work Lamp Small Rubber Body 55 Watt bulb 125mm Diameter 76mm Deep</p> 		<p>3179</p> <p>Work Lamp H3 12V Square</p> 		
 <p>2324</p> <p>Work Lamp Cab H3 Single Mounted 6"x3.5"</p>		 <p>2324N</p> <p>Work Lamp Cab H3 Single Mounted 6" x 3.5" NARROW BACK</p>		
<p>2773</p>  <p>Work Lamp 50HX</p>	<p>62249</p>  <p>Head Lamp 100 To Suit Aluminium Cowl c/o Bulb 12V 45/50W LH & RH Fitting Bulb incl</p>	<p>62750</p>  <p>Work Lamp Oval 54s 64s 74s</p>	<p>43061</p>  <p>Work Lamp Ford TD55 TD95</p>	
<p>1305</p> <p>Head Lamp Electrics Con- nector/Cabling</p> 	<p>51983</p> <p>Head Lamp Socket</p> 			
<p>1860171</p>  <p>Head Lamp Screw Long</p>	<p>880225</p>  <p>Side Screw for Head Lamp Cowl</p>	<p>61192</p> <p>Head Lamp Fix- ing Kit 100</p> 		

Lights

51507



Head Lamp 20D V/M Chrome
Rim Grey BPF 45/40W 51589 Blue
- 51508 Blue - 51588 Black BPF
45/40W

51508



Head Lamp Blue Rim V/M
Chrome BPF40/45W 51589 Blue -
51507 Grey - 51588 Black

51509



Plough Lamp White c/w H3 &
Switch David Brown

51510



Switched Grey Plough
Lamp c/w H3

51501



Head Lamp BI V/Mtg Plain
Lens BPF 40/45W

51409



Head Lamp Black c/o H4
P45T Bulb (With Grill)
(With Park Bulb)

51270



Head Lamp Black RH BPF
40/45W Plain Lens
Side Mounted Lamp

51271



Head Lamp Black LH BPF 40/45W
Plain Lens Side Mounted Lamp

Lights

62103

Clamp = 62105

Mirror Round R-View
& Clamp kit For
Exhaust P



51391

Butler Rear Stop Lamp
12V



51521

Lens Butler Rear
Stop Red



51624

Rubber Seal for
TE/20D Butler
Light



62086

Clamp = 62105

Mirror Round c/w
Arm To Suit Exhaust
Pipe



61625

Mudguard Light
Bracket 35X



51520

Lens TE 20 Butler Rear
Stop White



62075

Reflector Butler Lamp
Type Single Stud



1302

Front Lamp
(Flush Fitting)



1266

Side Marker Lamp
100



3766

Lamp Black Lollipop



61740

Rear Lamp 100 Series Red
lens 54587713, Clear lens
54587714



54587713

Rear Lamp Lens 100 Series Red
Lamp is 61740



54587714

Lens Clear Leyland



61864

Reflector 100 Mud-
guard c/o Lens &
Bracket Lucas



4207

Signal Lamp Double
Sided



2529

Lens for 4207
Front Lamp



1717

Front Marker Lamp 12v
Tapered 185mm Length x
67mm High x 68mm Deep




1716

Rear Combination Lamp 12v
Flat PAIR 185mm x 67mm x
50mm

1759

Rear Combination Lamp 12v
Tapered PAIR 185mm Length x
67mm High x 68mm Deep



1715

Front Marker Lamp 12v
Flat PAIR
185mm Length x 67mm
High x 50mm Deep

Single = 1037



Number Plate Lamps

Number Plate Lamps

62353




Number Plate 135
Original Type
(61715 is Lamp to suit)

62200



Head Lamp Bracket
35 TE20 TEA20
TED20 TEF20

61625



Mudguard Light
Bracket 35X

61715



Number Plate
Lamp 100's

3701



Number Plate Lamp Black
Plastic 104mm

4844



Licence Plate Lamp
112mm

4234

Number Plate Lamp
Chrome (100mm)

3633



Number Plate Lamp Small
300s

4233



Number Plate Lamp Black
(100mm)

4846



Number Plate Lamp
87mm

1232



Small Interior Light -
116mm x 50mm

3487



Lamp Interior 200mm X 70mm

4845



Licence Plate Lamp
82mm

Bulbs

H1

H3

H4

H7

3102 Bulb 12v 55w H1 Halo-
gen
3550 Bulb 24v 70w H1 Halo-
gen



1003 Bulb 12v 55w H3
Plough Light
3678 Bulb 24v 70w H3



4324 Bulb 12v 100/80w H4
Halogen
3909 Bulb 12v 60/55w Halo-
gen H4
1111 Bulb 12v 60/55w H4
Halogen



51715 Bulb H7 55W



1413



Bulb 12v 21/5w Stop & Tail

1412



Bulb 12v 21w
Indicator

1360



Bulb 12v 50/40w Dou-
ble Contact P/F

4205



Bulb 12v 21/5w Stop/
Rear Old Type Ford Q
Cab

3586



Bulb 12v 5w Double
Contact S/F

4499



Bulb 12v 21w Double
Contact

1361 Bulb 12v 5w
Single Contact



3160 Bulb 24v 5w Dou-
ble Contact S.F



59805
Bulb 12v 50w
John Deere 6000
& Ford

1316



Bulb 12v 45/40W

3196 Bulb 12v 3w
Capless



4128 Bulb 12v 1.2w Cap-
less

1971

Bulb Holder Single Contact



1965

Bulb Holder Double Con-
tact

4657

Bulb 12v 10w 269

1359

Bulb 12v 5w Festoon



1347

Bulb 12v 4w

4509

Bulb 12v 2w



2076B

Bulb 12v For Hand
Lamp



41841

Bulb Ford TS100A Work
Lamp



61573

Bulb 300's Dash Light Panel



61135

Bulb 12v 2w 42/61/81s
Philips (Packet of 10)



61661

Bulb 3000 3100 3600
Dash Light





7060

Bulb Fiat Rear Mounted
Work Lamp



Beacons

<p>51320</p>  <p>Beacon 12V Magnetic c/w Bulb Lucas Type</p>	<p>51332</p>  <p>Beacon 12-80v Mini Xenon</p>	<p>59624</p>  <p>Beacon John Deere 12v Flexi Stem Small</p>	<p>51321</p>  <p>Beacon 12v Flexi Stem Lucas Type</p>	<p>53357</p>  <p>Beacon LED Flexi 12/24V</p>	<p>53358</p>  <p>** USE 53855 WHEN STOCK GONE **</p>
--	---	---	---	--	--

<p>43190K Beacon Work Lamp Bracket Kit Left Side</p> <p>Kit includes:</p> <ul style="list-style-type: none"> • Beacon Bracket Assembly • Work Lamp 8 LED 24W Flood 1920 Lumen • Flexi Beacon 	<p>53857 Beacon Kit</p> <p>Includes: Beacon, Bracket, Wiring, Fuse & Switch</p> 
---	---

Brackets

<p>51388 Beacon Bracket Spring Loaded</p> 	<p>51388B Bracket Angled for 51388 Beacon Bracket 42 43 61 62 81 82</p> 	<p>43190 Beacon Bracket Assembly Ford 5640 6640 7740 7840 8240 8340 LH</p> <p>43501 Beacon Bracket Assembly Ford 5640 6640 7740 7840 8240 8340 RH</p> 	
<p>3686 Beacon Bracket</p> 	<p>51034 Beacon Bracket Adjustable</p> 	<p>3680 Beacon Plug</p> 	<p>51417 Beacon Bracket John Deere</p> 
<p>51422 Beacon Bracket</p> 	<p>51387 Beacon Bracket</p> 	<p>3687 Beacon Bracket</p> 	<p>51421 Beacon Bracket Adaptor</p> 

Clocks & Gauges

36050



Gauge 20 TVO Temperature Late Type

61731



Ammeter Grommet 35

54935140



Ammeter Grommet 135 165 188

36047



Ammeter for All Models

36059



Ammeter 20D 35 135 165 178 188

36060



Ammeter 20D TVO 20

62059



Gauge 135 178 188 Temperature Smith Type

62060



Gauge TE20 Temperature 6V Smith Type Early

Clocks & Gauges

36053



Gauge 20 TVO 20 D Oil Pressure

62639



Gauge 35 TVO Oil Pressure 4 Cylinder

62061



Gauge 135 165 Oil Pressure - Old Smith Type

63146



Oil Pressure Pipe To Gauge 20 Diesel

Short

63147



Oil Pressure Pipe From Block 20 Diesel

Long

61589



Oil Pressure Pipe Union TE 20 35 35X 135

899451



Pipe 135 Oil Pressure Short

899453



Pipe 135 Oil Pressure Long

Clocks & Gauges



898428
Rev Counter Clock 35



1850092
Rev Counter Clock 35



890422
Rev Counter Clock 35
Petrol 35 FE 4 Cylinder



36057
Rev Counter Clock 35 4
Cylinder MPH



828031
Rev Counter
Clock 65



898465
Rev Counter Clock 135



1877718
Rev Counter Clock 240



898489
Rev Counter Clock
165 178 - 6 Speed



64460
Rev Counter 35 135 Petrol KPH
OE Ref: 1850092M93



64457
Rev Counter 135 KPH 6 Speed Dual Clutch
OE Ref: 899423M91



64458
Rev Counter 50 65 MPH Low Clearance Utility
Continental Engine OE Ref: 193966M91



898487
Rev Counter Clock
165 - 203 Engine



1860063
Rev Counter Clock 165 188 8
Speed



1875187
Rev Counter Clock 565 590
265 290



62137
Rev Counter
300 Series - Early Type

Rev Counter Cables



Part No	Models
61116	Rev Counter Cable 35 4 Cylinder 48"
882539	Rev Counter Cable 35 135 65 with a 192 Engine 690 mm Long
61219	Rev Counter Cable 65 165 203 582mm Long
1699381	Rev Counter Cable 240 550 69.5cm
882021	Rev Counter Cable 165 188 1346 mm long
6144	Rev Counter Cable 690 698 699
3039521	Rev Counter Cable 2640 2680 212 cm Long

36862511



Rev Counter Gasket
35 135
Seal = 30854

826127



Angle Drive 35 4 Cylinder

996394



Angle Drive 212 248

30854

Rev Counter Drive
Seal 35 135
Gasket = 36862511



33473106

Rev Counter Drive
End 35 65 135



37416751

Rev Counter Drive
Housing 35 135



Wiper Motors

1008

Kit = 4169



Wiper Motor 12 Volt 110 Degrees Small Tapered c/w Switch - Shaft Length 58mm

3859

Kit = 4195



Wiper Motor 12 Volt 90; Small Tapered Shaft c/w Switch Used in kit 4195 (Shaft length 58mm)

3860



Wiper Motor 24 Volt 90; Small Tapered Shaft c/w Switch - Shaft length 58mm

4169



Wiper Motor Kit 12 Volt 110; c/w Arm & Blade Shaft Length 58mm

4195

Motor = 3859



Wiper Motor Kit 12 Volt 90; c/w Arm & Blade Shaft Length 58mm

6671



Wiper Motor 300 12V 115; Small Tapered Shaft (Shaft length 78mm)

6645



Wiper Motor 390 12V 105; Large Tapered Shaft Shaft length 33mm

51027



Wiper Motor John Deere SG2 12V 90;

51061

Arm = 2207
Blade = 1619



Wiper Motor 5400 6100 6200 6400 7400 8100 Also Fits 8200 - For Rear Window

51059

Arm = 2207
Blade = 1619



Wiper Motor 390 398 105; Shaft Length 48mm

63268

Wiper Motor John Deere SG2 12V 90;



Wiper Motors

41656

Wiper Motor 12 Volt 120;
Straight Single Spin
Shaft Length 99mm



51045

Wiper Motor 12 Volt 110;
Short Stem



2491

Wiper Motor 12 Volt 80; Small
Tapered Shaft Shaft Length 58mm
- Check Type of Cab



2492

Wiper Motor 12 Volt 110;
Small Tapered Shaft
Shaft Length 58mm



51006

Wiper Motor David Brown
12V 95;




51260

Wiper Motor 12 Volt 90;
Small Tapered Shaft
Wiper Motor With Cover &
Switch - Shaft 48mm



2494

Wiper Motor 12 Volt 105 Degrees
Small Tapere Shaft Length 94mm



2493

Wiper Motor 12 Volt 85 Degrees
Small Tapered
Shaft Length 94mm



51026

Wiper Motor Case 12V 115;
Small Tapered Shaft
Shaft Length 34mm












51025

Wiper Motor Case 12V 135;
Small Tapered Shaft Shaft
Length 34mm















Wiper Arms

Photo	Part No	Motor Type	Description	Length	
				Inches	mm
	4296	Straight Shaft	Wiper Arm	18"	457.2
	2014	Straight Shaft	Parallel Arm	18"	457.2
	2207	Tapered Shaft	Wiper Arm		
	1897	Tapered Shaft	Parallel Arm Blade=1619	19½"	500
	51497		Wiper Arm	15½"	400
	51008		Wiper Arm MF 600's	19½"	500
	2870		Wiper Arm Ford Super Q & Q Cab Blade=2837	17"	431.8
	4894		Wiper Arm Large Hole	15½"	400
	780036		Wiper Arm Renault TS-TX	19½"	500

Wiper Blades

Wiper Blades

Photo	Part No	Description	Length	
			Inches	mm
	2206	New 1008 Motor		400
	2246	Wiper Blade	17½"	450
	4685	Wiper Blade	24"	609.6
	1619	Suit 1897 Wiper Arm	20"	508
	6753	SUIT 600/3000'S		600
	61941	42/43/61/62/81/82's ALSO 5400 6400 7400 Case Ford DB Fiat Deutz JD Leyland	20"	508
	2837	Ford Q & Super Q Cab John Deere 50's SG2 Cab Wiper Arm =2870		500
	404895	Ford 40 TS TM M		550
	51009	Case XL		650
	62039	Wiper Blade Front J.Deere 6000/10/20 Front and Rear for 50HX	23½"	600
	59803	Wiper Blade Rear John Deere 6000/10/20		
	780048	Wiper Blade Renault TS/TX		

Starters

62034 Starter 20 TVO 12v



62402



Starter Engagement Rod 20D

41682

Starter Dexta & 20D - Original Lever Type



RH Fit

2305N

Starter 135
M45 - RH FIT



RH Fit

1948

Starter Ford & 35 4
Cylinder M50 RH FIT



RH Fit

61527

Starter Phaser 4 &
6 Cylinder RH FIT



LH Fit

1940

Starter 188 Phaser 4 Cylinder - LH
Fit All 300s 240 - 290 3050 3075 675
- 699 50B 60X Suits Perkins 212 236
248 318 635.4



LH Fit

61261

Starter 2000 3000 3600 c/o
LH FIT 6354.4 Perkins



Alternator, Dynamo & Parts

2421P

Alternator 45 Amp
c/o Pulley & Fan



63336

Alternator Kit 35
135



2188

Alternator Fan
Suits 2421 & 2421P



2148

Pulley for Alternator



31141425

Pulley Dynamo 35 135



1047

Solenoid Switch M45
Solenoid Cap= 1021



1046

Solenoid Switch
M50



61523S

Pulley Dynamo 20D
12V- Small Hole
**15mm centre
hole** 61523 has
19mm Hole **



61523

Pulley Dynamo 20
6 Volt - Large Hole
19mm



62476

Ignition Red Dash
Light T20



Alternator, Dynamo & Parts

1620



Dynamo 135 165 LRD101

1620C



Dynamo 35 12v 11amp

63334



Dynamo Kit 35

63335



Dynamo Kit 135

62400



Dynamo Bracket 20D

62714



Dynamo Adjuster 35 135

62417



Dynamo Bracket 35 35X
135 148

62519

Heater Switch TEF 20



62514

Brass Knob For Heater
Switch 20D **Suits
Heater Switch 62519**



51598

Battery Strap 400mm c/o
Terminals



61454

Dynamo
Guard TE 20
35 35X 135



1012

Alternator 3 Pin
Socket



6913

Alternator Guard 240



61327

Alternator Bracket 240



61113

Dynamo Guard 65



Electrical

61787

Badge - Various Light Switch Positions



51750

Knob For Egg Shaped Light Switch



61593

Light Switch 100 With Egg Shape Knob



530132

Relay 1135 12V 150 Amp Continuous Solenoid 1135



1833739

Starter Switch 20D c/w Nut Also Fits Major, Dexta & IHC Dust Cover is 61891



1668816

Light Switch 200 500



62299

Knob For Light Switch 200 500

1108

Solenoid 20D Push Button ** 1946 is Solenoid for Lever Type Starters * ** 63015 is Mounting Bracket **



1048

Voltage Regulator 12V Bullet Connector



1066

Voltage Regulator 12V Lucas Bullet Connector



1016

Voltage Regulator 12 Volt Push On



1060

Voltage Regulator 6V - Bullet



2303

Cut Off Isolation Switch Lucas - Up to 165



2923

Cut Off Isolation Switch - Heavy Duty (up to 165)



51596

Ignition Key Switch 20 TVO Dexta Super Dexta



62510

Switch For Plough Lamp Original 20D For 100 Series Massey Ferguson



62029

Hazard Warning Switch



1710

Flasher Unit & Indicator Switch



1946

Solenoid 12v for Lever Type Starters



62511

Rubber For Plough Lamp Original Type 20D ** Switch is 62510 **




62027

Starter Switch Solenoid Safety 20 TVO 20D



884789

Battery Retaining Clamp 135



61343

20 TVO Condenser

























61344


20 TVO Points



Electrical

<p>61524</p>  <p>20 TVO Distributor Cap Rotor</p>	<p>1833740</p>  <p>Isolation Switch Gear Box Also Ford 2000 3000 4000 5000 7000</p>	<p>51334</p>  <p>Gear Box Safety Switch Grommet</p>	<p>62500</p>  <p>Horn Switch Vintage Push Button Black All Mod</p>	
<p>62515 Coil 12 Volt Old Type TE20 TVO20</p> <p>62513 Coil 6 Volt Old Type TE20 TVO20</p>	<p>51942</p>  <p>Acorn Cap for Coil TE20 TVO 20 For 62515</p>	<p>51941</p>  <p>Acorn Cap for Distributor Cap For 61342</p>	<p>61342</p>  <p>20 TVO Distributor Cap</p>	
<p>2666103</p>  <p>Heater Plug Old Type 12v Screw Type (large hole 20.8mm thread)</p>	<p>2666108</p>  <p>Heater Plug with Push On Connection</p>	<p>2666805</p>  <p>Heater Plug 35 4 Cylinder (thread 19.6mm)</p>		
<p>3662</p>  <p>Brake Light Switch 200 500 OE Ref: 1874709M1</p>	<p>61786</p>  <p>Badge - Ignition Switch Position 135</p>	<p>62072</p>  <p>Ignition Switch Ford 2000 4000</p>	<p>61732</p>  <p>Ignition Switch 35X 35 4 Cyl Screw Connection Screw Connection</p>	
<p>1294</p>  <p>Ignition Switch Dynamo Type - 14mm</p>	<p>61785</p>  <p>Badge - Ignition Switch Positions 35</p>	<p>1323</p>  <p>Ignition Switch Heat Start Alternator Type 14 Key is 54324157</p>	<p>61208</p>  <p>Ignition Key Switch 20D Lucas On / Ignition / Start Positions</p>	<p>54324157</p>  <p>Ignition Key - Tractor Pack of 10</p>
<p>62030</p>  <p>2 Pin Plug For 135 Matches 61990</p>	<p>61990</p>  <p>Rubber Socket 2 pin (old type) Plug is 62030</p>	<p>62143</p>  <p>Bracket For 2 Pin Plug To Suit 100's</p>		

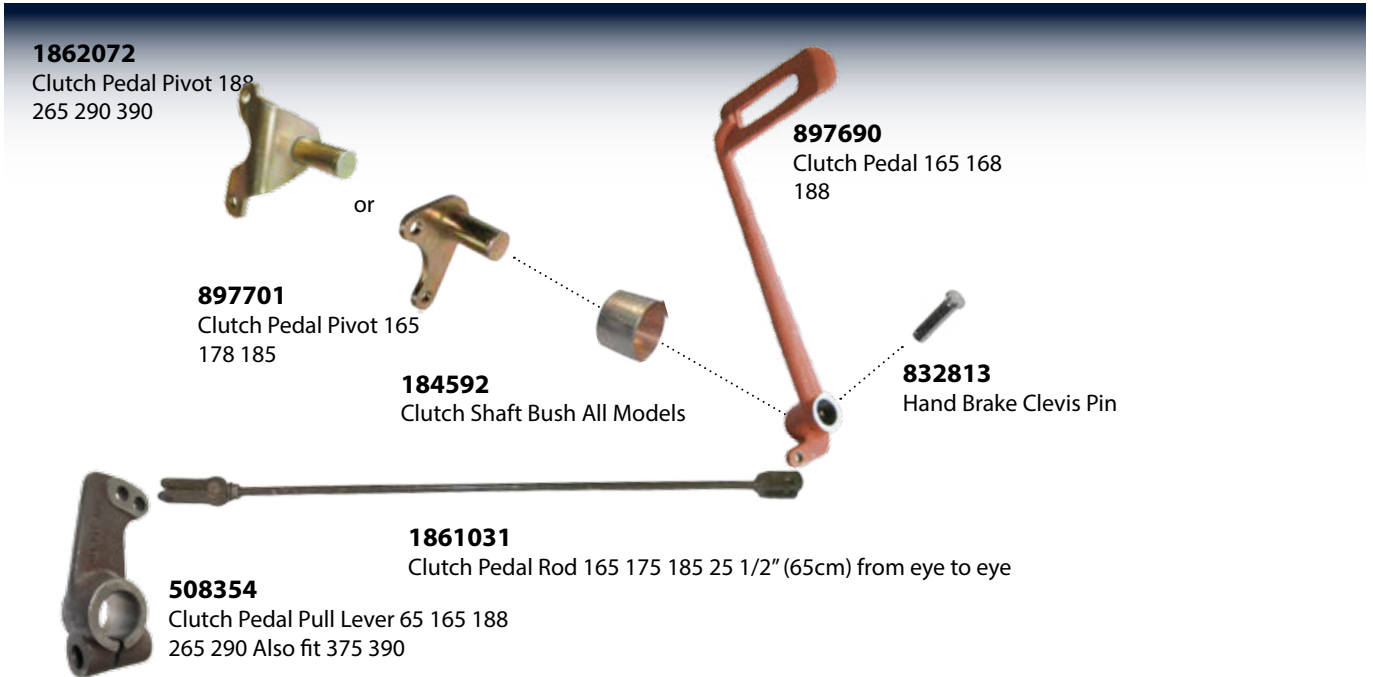
Electrical



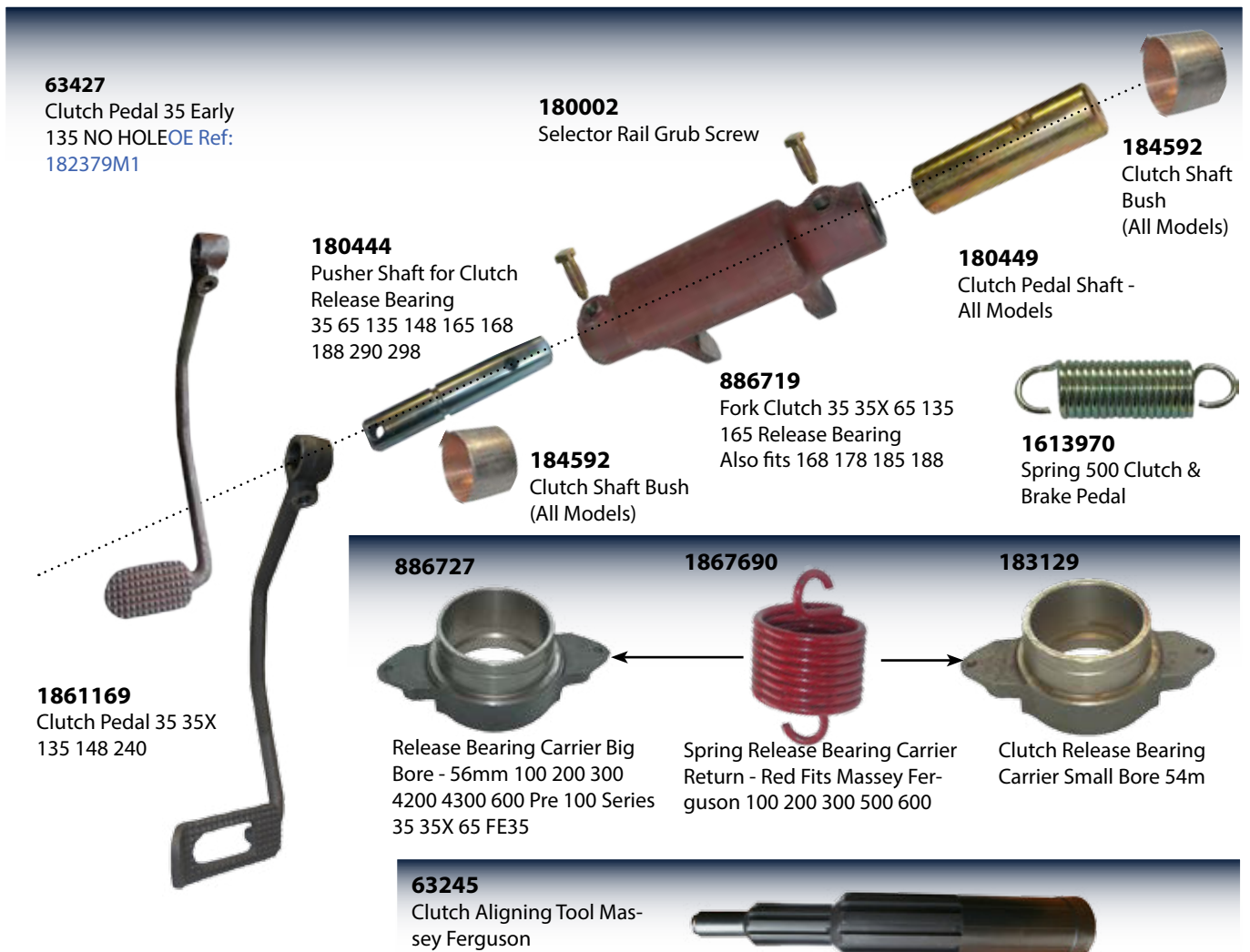
61584	Wiring Loom FE 35 - Standard Engine
61585	Wiring Loom 20D
61586	Wiring Loom 20 TVO Petrol Small White Wire With Eyelets
54945239	Wiring Loom 35
61582	Wiring Loom 65
898426	Wiring Loom 135
54956721	Wiring Loom 135 Alternator Type
62114	Wiring Loom 135 240 for Mudguard RH
62115	Wiring Loom 135 240 for Mudguard LH
2629	Wiring Loom 240 285 Front Lamp
54956720	Wiring Loom 165 Alternator Only
54956719	Wiring Loom 165 168 178 185 188
62441	Wiring Loom 265 275 290 565 590
6255	Wiring Loom 290 390 - Front
6139	Wiring Loom 690 Head Lamp
6622	Wiring Loom 390 - Front
6623	Wiring Loom 390 - From Series Round Jack Plugs
6900	Wiring Loom 399 >S/N P21356
6903	Wiring Loom 399 - Flat Top Fend Square Jack Plug
62770	Wiring Loom 240

Clutch Related Parts

165/168/188/175/178




35/35x/135/148/240



11"/12" Clutch Components


11" Clutch

	Part	Description
1	893121	Clutch Finger Spring 11"
2	1860160	Clutch Pin 11" Bottom 135 - 178
3	1853164	Clutch Finger Adjustment Screw
4	1068	Half Nut 3/8" UNF Zinc & Yellow
5	899818	Clutch Finger 11"
6	828597	Clutch Pin D Headed
7	1753965	Clutch Pin
8	1860159	Clutch Link New Type 11'
9	1753962	Clutch Link Old Type 11'



12" Clutch

	Part	Description
1	887910	Tension Spring 100 200 Anti Rattle
2	887893	Clevis Pin 12"
3	1853164	Clutch Finger Adj. Screw
4	1068	Half Nut 3/8" Unf Zinc Plated
5	887898	Clutch Finger 100 200 - 12"
6	891827	R Clip for Clutch
7	891826	Pivot Pin 12" Clutch - New Type
8	887897	Clevis Pin 100 200 - 12"
9	887894	Clutch 'D' Link 100 200



887892



Clutch to Flywheel Stud - 5/16" X 1 3/4" UNC

886396



Spring Clutch Red Heavy Duty PACK OF 12

61200



Clutch Pin Kit 12"

181124



PTO Clutch Screw Adjustable

828039




Shim 11' Clutch (Packet of 3)

887907



























Clutch Pressure Plate 135 168 290 12"

1753751




















Clutch Spring Felt Washer - SET 12


Clutches


Model	Size	Kit	Pressure Plate	Clutch Disc	Pto Disc	Bearings
TE20 PETROL	10" SINGLE		61283 Clutch Assembly 20D 10" Single  62860 Clutch Assembly 20D 9" 	1644 10"Organic 3/8" 10 Spline  62836 Clutch Disc TE20 10 Spline 9" 		3086  828123 
FE35 35 4 CYL.	10" SINGLE		 61284 Clutch Assembly 35 4 Cylinder 10"	 61801 10 Spl 1 1/8"		 62976 Clutch Release Bearing 35 4 Cylinder Single Clutch 10"
35 4 CYL.	11" DUAL		 61531 Clutch Assembly 35 4 Cylinder Dual	 182841 10 Spl 11' 1 1/8"	 899823 Disc 9' 10 Spl 1 3/4"	 3569 Clutch Release Bearing KOYO Dual
35 3 CYL SINGLE	11			 890302 Clutch Disc 35 35X 65 135 165 11" Main Drive		 1680 Clutch Release Bearing FLT
35 3 CYL 35X/135	11" DUAL COARSE	 2692R Clutch Kit 35 135 175 178 11' 6 Spring 2692G - LUK	 886388R Clutch 135 11'	 890302 11' Main Drive 10 Spl 1 1/8"	 899823 Disc 9' 10 Spl 1 3/4"	 1680 Clutch Release Bearing FLT
65 MK1/11 165/175/178	11" DUAL COARSE	 2692R 35 135 175 178 11' 2692G - LUK	 886388R Clutch 135 11'	 890302 11' Main Drive 10 Spl 1 1/8" 185892 Disc 40 11" Main Drive Bronze 10 Spl	 899823 Disc 9' 10 Spl 1 3/4"	Spigot 828123

Clutches

Model	Size	Kit	Pressure Plate	Clutch Disc	PTO Disc	Bearings
165/168/175/178 185/188	12/10 Dual Coarse	 <p>2672 Kawe 2672L Luk Coarse Splined 12"</p>	 <p>887886 887886L Luk 12" Coarse Splined</p>	 <p>887889 12" Organic Main Drive</p>	 <p>887901 10" X 1 3/4 10 Splined</p>	<p>3076</p>   <p>828123</p>
135/148/165/168/178 185/188/240/275/290 565/575/590/675/690	12/10 DUAL FINE LINKAGE	 <p>2689R Kawe 9 Springs 100 200 500 FINE SPLINED</p> <p>2689G Luk 100 200 500 FINE SPLINED 12 SPRINGS</p>	 <p>1868005 9 Springs 6456 Luk 12 Springs</p>	 <p>887889 Organic Main Drive 12" X 1 1/8" 10 Spl</p> <p>887890 10 Spl Bronze</p>	 <p>1865836 10" Fine Splined 1 5/8" 25 Spl</p>	 <p>Release KOYO 3569 Release FLT 1680</p>
168/185/188/265 275/285/290/565 575/675/590/690	12" Split Torque (Fine) Linkage	 <p>2694 2694G Luk 100 200 500 600 SPLIT TORQUE 12"</p>	 <p>6325 6476 Luk</p>	 <p>887889 10 Spl 12" Organic Main Drive</p> <p>887890 10 Spl Bronze</p>	 <p>1867388 10" Torque H/D Fine Splined 25 Spl</p>	 <p>Spigot 828123</p>
595				 <p>4789 Disc 595 Sintered</p>		

135 - 600'S Gear Lever And Components





6518

Gear Lever Knob Decal
290

1.	1862400	Gear Knob 4 Speed
2.	1673814	Gear Box Lever 135
3.	1862399	Gear Knob Low - Start - High
4.	894796	Gear Lever 165 168 185 188 H S L
5.	180581	Gear Lever Pin 135
6.	180579	Gear Lever Boot
7.	180582	Gear Lever Spring 135
8.	1861024	Gear Lever Ring 35 135
9.	827211	135 Gear Lever Cup Nut
10.	827690	135 Gear Lever Cup
11.	62655	Gear Lever Cup 135 c/o Cup Nut
12.	62307	Clip For Gear Lever Dust Cover 265 - 290


200'S - 600'S Gear Lever And Components






1	6517	Gear Lever Knob 590
2	1674927	Gear Lever 200s 1 & 2 & 3 12 Spd
2A	1679488	Gear Handle 600 12 Spd Rev 1 2 3
2B	6104	Gear Handle 300's 8 Speed
3	6752	Gear Lever Boot 300 12 Speed
4	1674933	Gear Lever 200s R+H 12 Spd
4A	1679492	Gear Handle 600's 12 Spd High Start Low
5	1674939	Gear Lever 200s H+L 12 Spd
6	1674939	Gear Lever Pin 200 500
7	1663178	Gear Knob 135 L S H Original Type
8	62270	Gear Knob 135 1 2 3 R Original Type
9	62271	Gear Knob 148 1 2 3 4 R Original Type
10	62272	Gear Lever Knob 35 Early 135 c/o shoulder
11	180006	Transmission Top Cover 275 285 290
	62772	

6 Speed Transmission - Top Shaft



- | | | |
|-----|----------------|--|
| 1. | 180434 | Input Housing Gasket - All Models |
| 2. | 195503 | Seal Input Shaft 6 Speed PTO 57.3 x 43.6 x 9.7mm |
| 2A. | 195523 | Seal Spigot Shaft Single Clutch 57.2 x 27/29 x 9.6mm |
| 3. | 195494 | Bearing PTO Drive |
| 4. | 195501 | Seal Input Shaft 6 Speed Main |
| 5. | 195222 | Gear Box Shaft Rings |
| 6. | 195505 | Bearing Mainshaft 6 Speed 80 OD x 40 ID |
| 7. | 184170 | Circlip Input Bearing Housing Circlip |
| 8. | 1669325 | Input Pinion Main Drive 6 Speed 10 Spl 18 Teeth |
| 9. | 3158398 | Gear 1st 6/8 Speed 44 Teeth |
| 10. | 880957 | Gear 36/46 Teeth 2nd & 4th |
| 11. | 195363 | Circlip for 12 speed |
| 12. | 195493 | Bearing Main Shaft & Counter Shaft |
| 13. | 1866601 | Shaft 6 Speed 65 135 165 Top 18 Teeth |

6 Speed Transmission - Botom Shaft

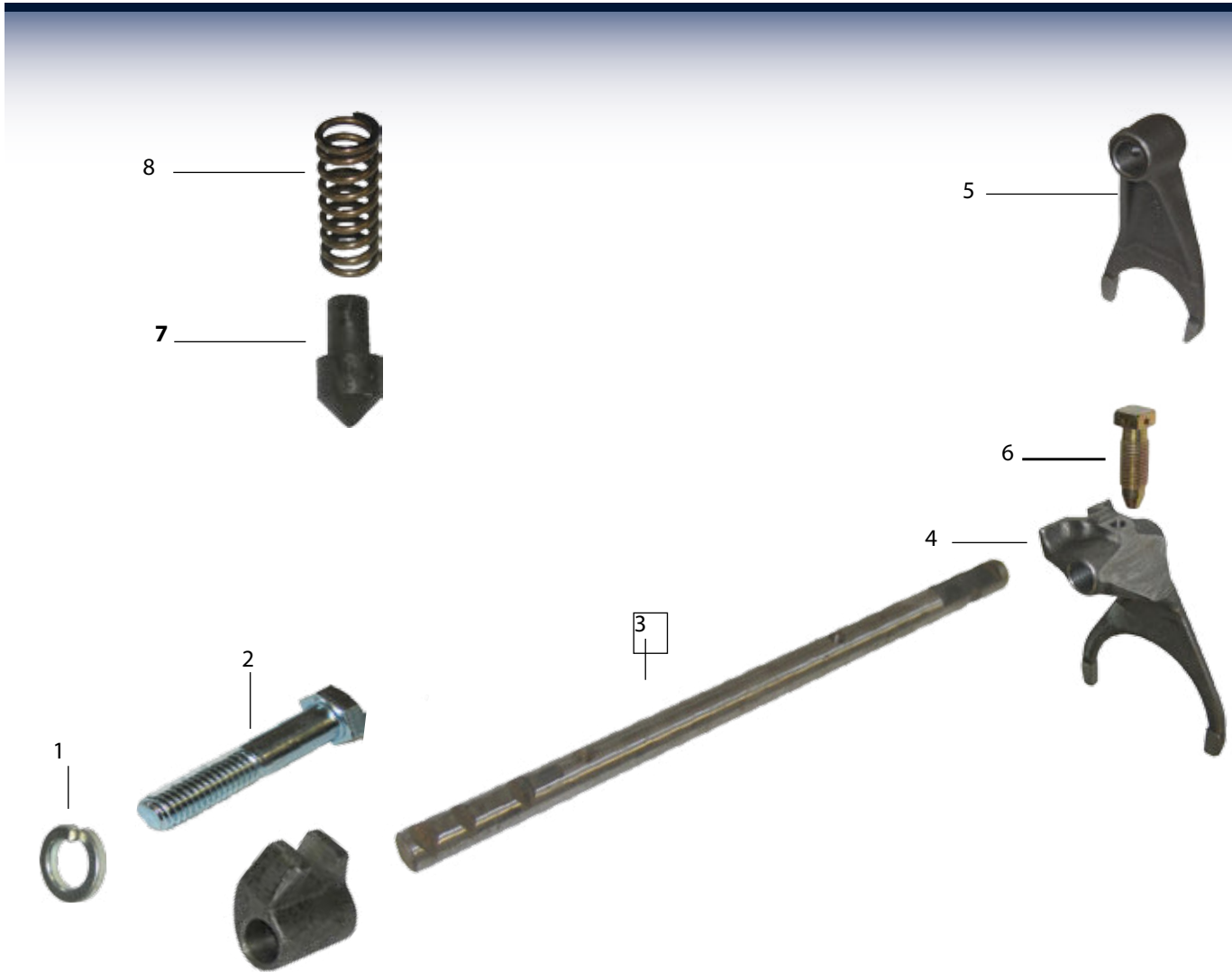


- | | | |
|-----|----------------|---|
| 1. | 181237 | Front Gearbox Gasket 135 165 |
| 2. | 180432 | Gasket Front Gear Box - All Models |
| 3. | 1868532 | Gear PTO 53 Teeth Bottom Shaft Fine 53 Teeth 21 Spline |
| 4. | 195499 | Gear Box Ring 135 |
| 5. | 195507 | Bearing Counter Shaft |
| 6. | 183041 | Counter Shaft 6 Speed Box Main Bottom (15T x 17 Spline) |
| 7. | 195453 | Needle Bearing |
| 8. | 195500 | Gear Box Ring 100 200 300 500 600 |
| 9. | 180415 | Gear 33 Teeth 8 Speed 17 Spline 4th - Bottom Shaft |
| 10. | 180419 | Pinion Gear Transmission 2nd 23T X 17 SPLINE - 23 TEETH |
| 11. | 195493 | Bottom Main Shaft Bearing |
| 12. | 195363 | Circlip |
| 13. | 830735 | Reverse Idler Gear Bearing Kit |
| 14. | 183040 | Reverse Idler Gear - 13/21 Teeth |
| 15. | 180445 | Reverse Idler Gear Box Shaft |
| 16. | 62823 | Gear Counter Shaft 6 Speed Box |




906467
Gear 52 Teeth Bot-
tom Constant Mesh

6 Speed Multi Power Selector & Rail



- | | | |
|----|---------------|----------------------------------|
| 1. | 353434 | 3/8" Washer |
| 2. | 353897 | Bolt 3/8" x 2' UNC Zinc & Yellow |
| 3. | 180438 | Selector Rail 2nd & 4th 8 Spd |
| 4. | 180437 | Selector Fork 135 6 Speed |
| 5. | 897065 | Selector Fork 6 & 8 Spd High Low |
| 6. | 180002 | Selector Rail Grub Screw |
| 7. | 180418 | Selector Rail Plunger 35 35X |
| 8. | 191221 | Transmission Spring |

20D Parts



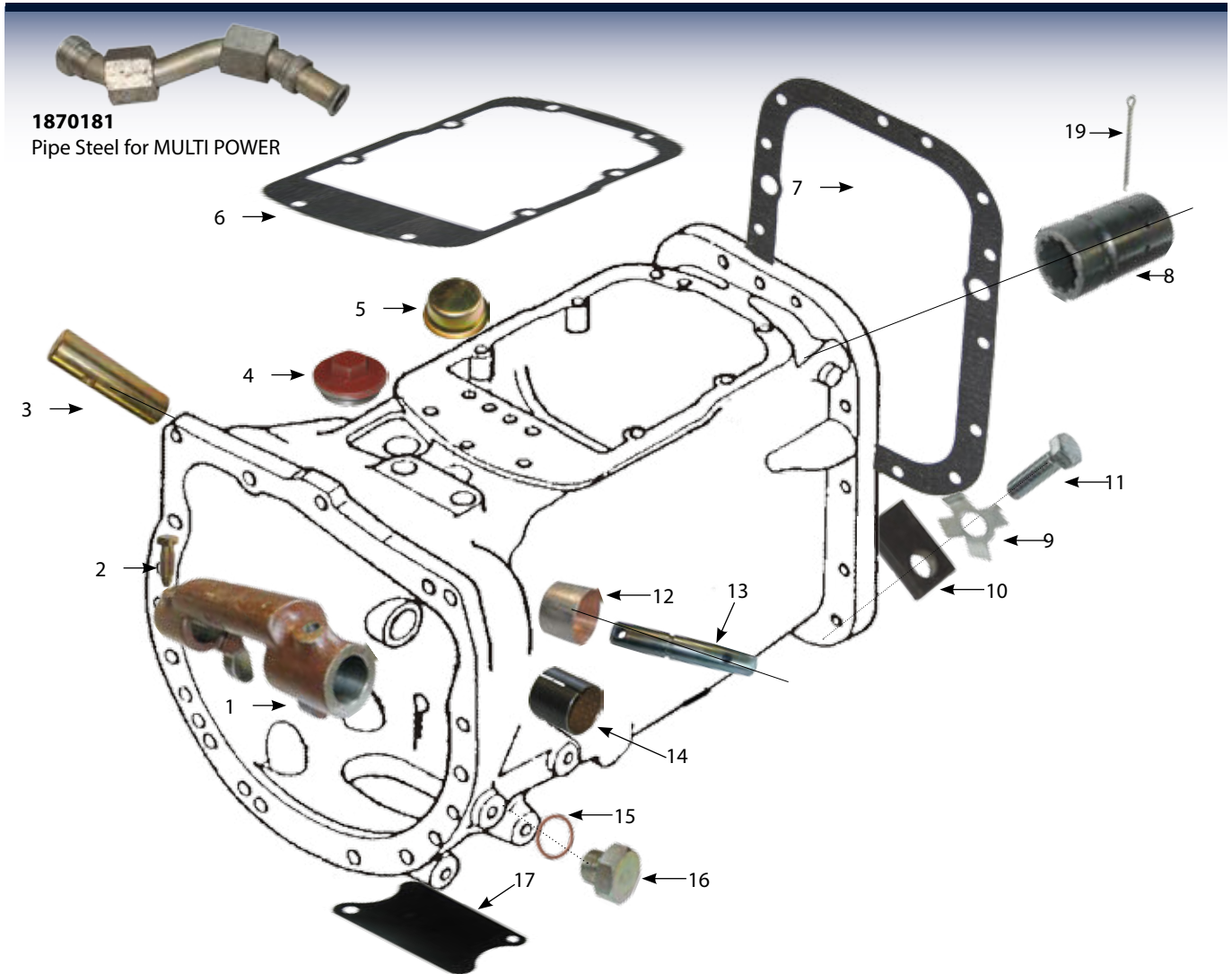
62317
Selector Fork 20
D 2nd & 3rd

62808
Bearing Input
Shaft 20D Small

62807
Bearing Input Shaft
20D Big


M1230
Seal 20D
Front
Gearbox

Gear Box Components




1870181
Pipe Steel for MULTI POWER

- | | | |
|-----|----------------|---|
| 1 | 886719 | Clutch Release Bearing Fork |
| 2 | 180002 | Selector Rail Grub Screw |
| 3 | 180449 | Clutch Pedal Shaft - All Models |
| 4 | 768300 | Transmission Oil Filler Cap Gearbox |
| 5 | 894683 | Blanking Plug for Top of Gearbox |
| 5 | 894685 | Blanking Plug 100 200 300 500 600 for Gearbox |
| 6 | 180511 | Gear Box Gasket 35 135 148 Top |
| 7 | 6247 | Gasket 362 - 390T Centre Housing - Steel |
| 7 | 6129 | Gasket 362 - 390T Centre Housing - Paper |
| 7 | 1861986 | Centre Housing Gasket 35 35X 135 148 |
| 8 | 1680189 | Coupling 165 240 390 c/o Pinion 97mm Long |
| 9 | 828020 | Reverse Idler Shaft Lock Tab 1,2,300,4200 |
| 10 | 184789 | Multi power Transmission Stop Plate |
| 11 | 3019 | Bolt M20 x 65 Metric Coarse Zinc & Yellow |
| 12 | 184592 | Clutch Shaft Bush (All Models) |
| 13 | 180444 | Pusher Shaft for Clutch Release Bearing |
| 14 | 180801 | Bush Brake Shaft |
| 15 | 4139 | Washer Sump Plug Ford 3/4" ID |
| 16 | 884691 | Sump Plug - Gear Box |
| 17 | 964167 | Gear Box Bottom Plate 8 Speed |
| 18 | 880070 | Gear Box Shear Tube 135 148 240 |
| 19 | 354416 | Split Pin 3/16' x 2 3/4' for Shear Tube |
| 20. | 62908 | Centre Housing Spacer 275 285 290 390 690 |




8 Speed Transmission Parts Top Shaft




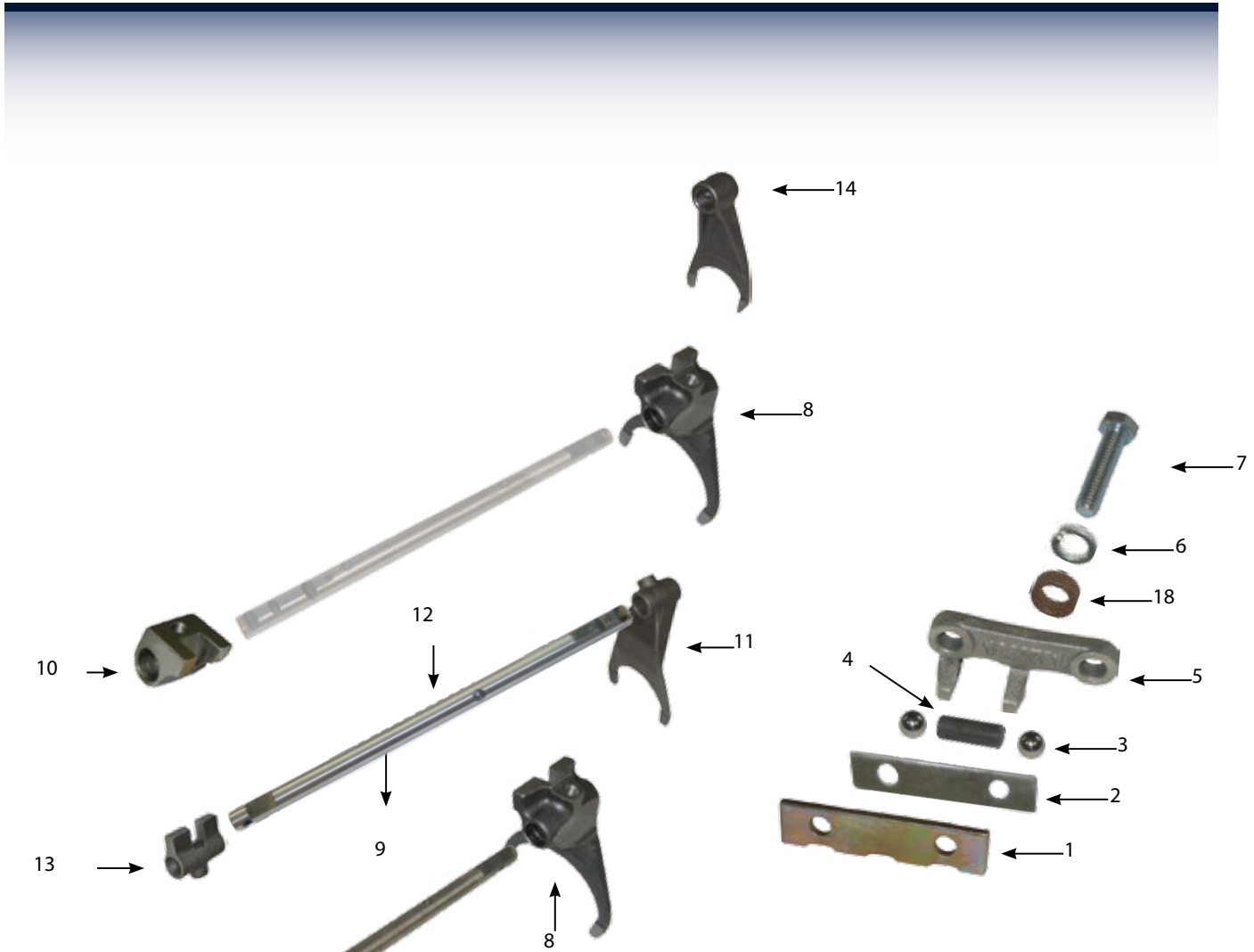
1. **1860867** Multi Power Red Seal Large WRG125 49.45mm od
And 12 Speed Transmission 165 168 185 188 178
- 1A. **886673** Seal PTO Input Housing 8 Spd OD 2" x ID 1 5/8" x 1/4
2. **886668** Needle Bearing 135 165 PTO Input Housing Also fits 175 178 240 265 290 298 565
590 595 Pre 100's Series - 35 35X 65
3. **1860876** Retainer 8 Speed Input Housing
4. **B5540** 'O' RING
5. **762101** Input Bearing Retaining Circlip
6. **GK2151** Gear Box Bearing Dexta / Super Dexta
7. **358890** Circlip Input Housing Shaft 240 265 290 365 3
8. **1860009** Input Shaft PTO 135 65 85 148 68 8
- 8A. **1869712** Pinion PTO 290 300s 590 8 Speed 20 Teeth 25 Splines 8 1/2"
9. **1860011** Input Seal Standard Transmission
10. **964929** Input Housing Spacer 8 Speed
11. **6657** Pinion 200 8 Speed Mesh - 26 Teeth
12. **964944** Input Housing Spacer 8 Speed Brass
13. **1660094** GEAR 3RD TOP SHAFT 41 TEETH
14. **195363** Circlip for 12 speed
15. **338552** Bearing Top Shaft 8 Speed For Massey Ferguson
16. **3158398** 1St Gear 6/8 Speed (44 Tooth)
17. **880957** Gear 36/46 Teeth 2ND & 4TH
18. **2700274** Input Shaft Spacer 8 Speed
19. **2700273** Input Shaft Bearing 8 Speed - Late Type
- 19A. **18543X** Bearing Top Shaft 8 Speed Needle
20. **1870151** Main Shaft 8 Speed Heavy Duty 22 / 18 Spline 7 Groove
- 20A. **1870149** Top Shaft 135 148 165 188 8 speed Also fits 240 265 - 18 Spline 7 Groove
21. **195363** Circlip for 12 speed
22. **195493** Bearing Main Shaft & Counter Shaft
23. **1686030** Gear 240 8 Speed

8 Speed Transmission Bottom Shaft




1. **1004633** O Ring PTO Seal 500
2. **195499** Gear Box Ring 135
3. **180432** Front Gear Box Gasket - All Models
4. **1869708** Gear PTO 12 Speed 38 Teeth
5. **1868532** Bottom Gear Fine Spline (53 Teeth 21 Spline)
6. **1868533** PTO Shaft Fine Splined Bottom
7. **906469** Gear 45 Teeth Bottom Constant Mesh
7. **1862422** Gear 590 8 Speed Const. Mesh 42 Teeth
8. **964916** Gear 135 8 Speed 28 Teeth Also 165 188 290
9. **195507** Bearing Counter Shaft
10. **906472** Counter Shaft 168 188 290 8 Speed
11. **195453** Needle Bearing
12. **195500** Gear Box Ring 100 200 300 500 600
13. **180415** Gear 33 Teeth 8 Speed 17 Spline 4TH - Bottom Shaft
14. **180419** Pinion Gear Transmission 2ND(23 Tooth)
15. **195493** Bottom Main Shaft Bearing
16. **195363** Circlip for 12 speed
17. **830735** Reverse Idler Bearing Kit
18. **183040** Reverse Idler Gear (13/21)
19. **180445** Reverse Idler Gear Box Shaft

8 Speed Selector & Rail




1. **1860764** Back Plate 8 Speed Selector
2. **1860765** Selector & Speed Spacer Bar
3. **391838** Selector Rail Retaining Ball
4. **1860767** Pin for 8 speed selector
5. **1860761** Selector Rail Lock 8 Speed
6. **353434** 3/8" Washer
7. **354262** Set 3/8" x 1 1/2' UNC Hexagon Zinc & Yellow
8. **1860773** Selector Fork 1/Rev/2 & 4 - 8 Spd
9. **180438** 2nd & 4th Selector Rail
10. **1877607** Selector Fork 500s 8 Speed
11. **1862867** Selector Fork 3rd Gear 8 speed
12. **1862866** 3rd Gear Selector Rail
13. **1862868** Selector 8 Speed
14. **897065** High Low Selector Fork
15. **180002** Selector Rail Grub Screw
16. **191221** Transmission Spring
17. **180418** Selector Rail Plunger 35 35X
18. **888701** Spacer Multi Power Back Plate

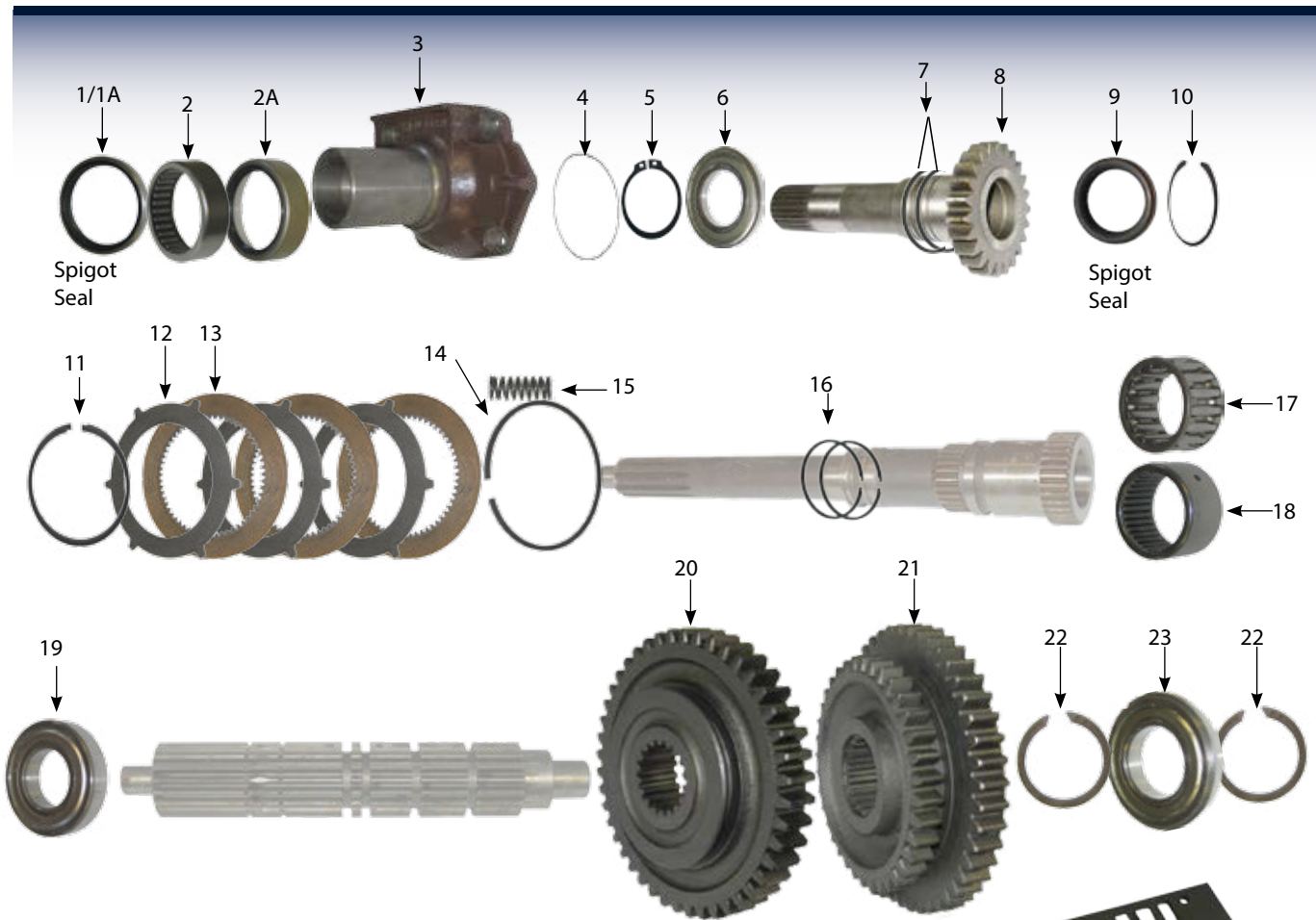
8 Speed Transmission Epicycle Unit



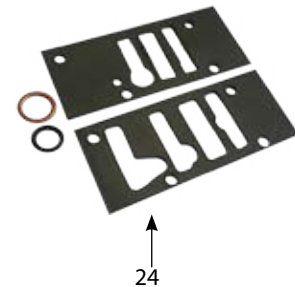
- | | | |
|-----|----------------|---|
| 1. | 184750 | Clutch Gear Box Washer 8 Spd Dual Clutch |
| 2. | 897020 | Spacer Washer Epicycle Unit 168-188,240-275, 340-375 |
| 3. | 897025 | Epicycle Gear Needle for 8 speed trans (Big) 240-265,340-375 (pack of 50) |
| 4. | 354271 | Bolt 3/8" x 3" Hexagon UNC Zinc Plated |
| 5. | 353434 | Spring Washer 3/8" Heavy Zinc & Yellow |
| 6. | 1866545 | Epicyclic Unit Washer |
| 7. | 1867426 | Epicycle Hub Wear Shim 148 185 200 300 500 600 4200 |
| 8. | 184012 | Epicyclic Front Cover Plate ***Normal Duty 1,2,300*** |
| 9. | 180408 | Epicyclic Front Cover Plate |
| 10. | 180409 | Transmission Pin 135 Epicyclic |
| 11. | 184770 | Coupling Hi Lo Normal Duty |
| 12. | 184011 | Epicyclic Shim 8Speed AllModels |
| 13. | 897367 | Thrust Washer Epicyclic - All Models |
| 14. | 63231 | Gearbox Epicycle Carrier Unit Heavy Duty 100 200 300 Series 35 35X 65 765 Landini 5830 6030 |
| 15. | 63232 | Gearbox Epicycle Carrier Unit Standard Duty 35 35X 65 765 835 |



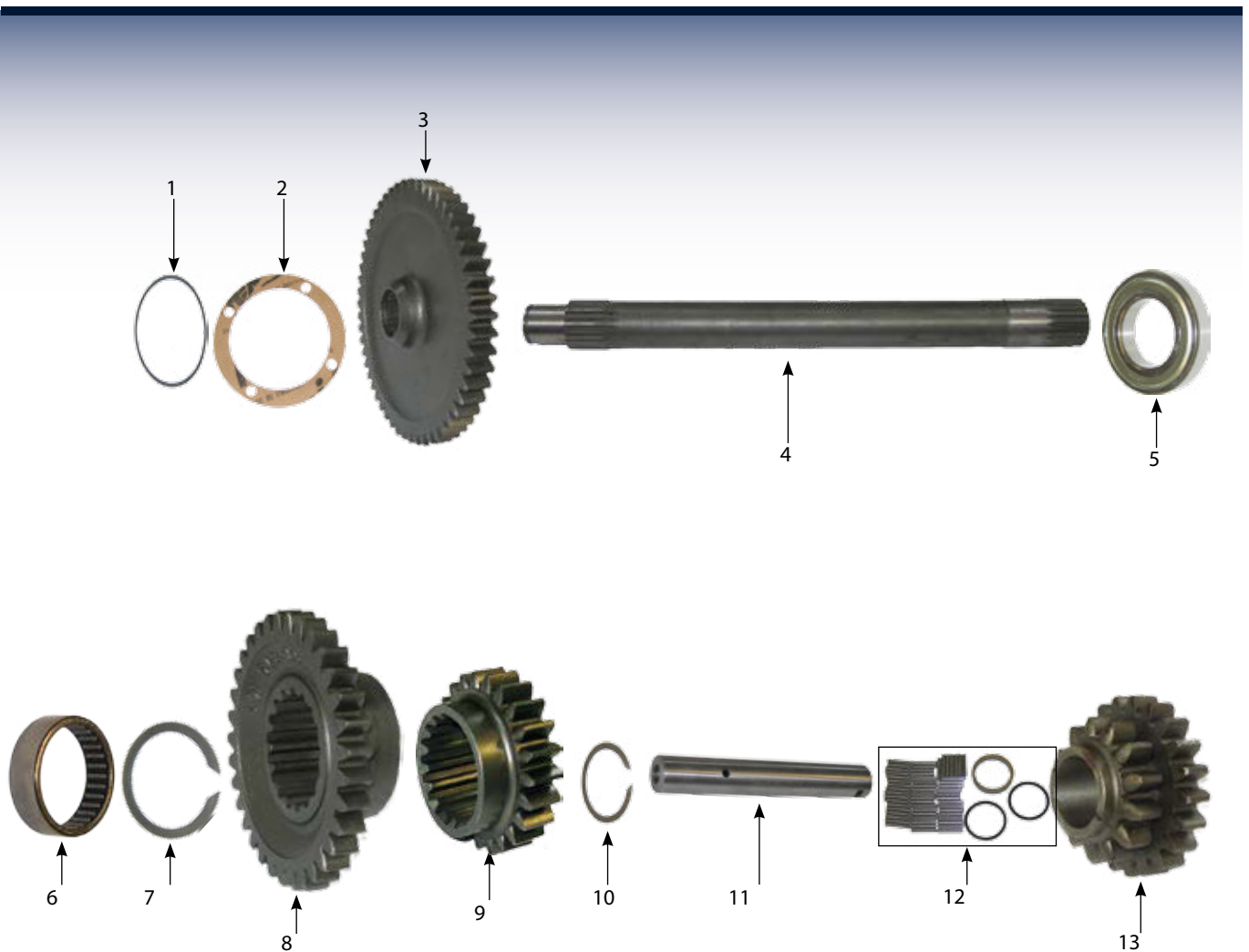
Multipower Top Shaft



- 1. **1860867** M/P Red Seal Large WRG125 49.45mm OD
And 12 Speed Transmission 165 168 185 188 178
- 1A. **882296** Seal Old Type c/o Collar
- 2. **886668** Needle Bearing 135 165 PTO Input Housing
Also fits 175 178 240 265 290 298 565 590 595
Pre 100's Series - 35 35X 65
- 2A. **882296** Seal Old Type c/o Collar
- 3. **6998** Housing Input 100 200 Multi Power
- 4. **B5540** 'O' Ring
- 5. **762101** Input Bearing Retaining Circlip
- 6. **GK2151** Gear Box Bearing
- 7. **186198** Multi Power Large Ring - PAIR
- 8. **61873** Multi Power Input Shaft 595 23 Teeth 25 Splin
- 9. **883935** Seal Multi Power Red Small - WRR179
Fits 100 200 300 4200 4300 500
Also fits Pre 100 - 35 35X 65
- 10. **184170** Circlip Input Bearing Housing Circlip
- 11. **186580** Sealing Ring Multi Power Inside Hub
- 12. **185464** Plate Multi Power Steel
- 13. **1870879** Friction Disc Bronze IPTO Massey Ferguson 100
200 300 500 600 Series
- 14. **185425** Piston Sealing Ring 100 200 300 600
- 15. **186519** PTO Spring (All Models)
- 16. **186581** Small Multi Power Ring (2 Per Set)
- 17. **834844** Bearing Multi Power Back Input
- 18. **195873** Bearing
- 19. **195505** Bearing Mainshaft 6 Speed 80 OD x 40 ID
- 20. **3158398** Gear 1st 6/8 Speed 44 Teeth
- 21. **880957** Gear 36/46 Teeth 2nd & 4th
- 22. **195493** Bearing Main Shaft & Counter Shaft
- 23. **195363** Circlip for 12 speed
- 24. **6275** Multi Power Gasket Set - All Models




Multipower Top Shaft



- 2. **1004633** O Ring PTO Seal 500
- 3. **180432** Front Gear Box Gasket - All Models
- 4. **1868532** 53 Tooth Bottom PTO Gear -Fine
- 5. **1868533** PTO Shaft Fine Splined Bottom
- 6. **195507** Counter Shaft Bearing
- 7. **195453** Needle Bearing For 135
- 8. **195500** Gear Box Ring 100 200 300 500 600
- 9. **180415** Gear 33 Teeth 8 Speed 17 Spline 4th - Bottom Shaft
- 10. **180419** 2ND Gear (23 Teeth)
- 11. **195363** Circlip
- 11. **831581** Circlip
- 12. **180445** Reverse Idler Shaft
- 13. **830735** Reverse Idler Bearing Kit
- 14. **183040** Reverse Idler Gear

1/2/500's PTO Parts

100 Series Old Type PTO Shafts



1. **1868539** PTO Shaft Spacer 188 265 285 290 298 Also fits 565 590
2. **195453** Bearing Needle
3. **659925** Bush Power Steering Shaft - Reamed
4. **532907** PTO Drive Selector Gear 38T 1,2,3,5,600's
5. **195284** Circlip PTO Rear
6. **195498** Bearing PTO Shaft - All Models
7. **1860325** PTO Seal Suits Early 100 Series 69x45x20
8. **BS336** Power Take Off O Ring
9. **180465** PTO Seal Housing - Old Model
10. **62358** PTO Spacer Plate Late 135 240 550
11. **1868778** PTO Shaft Cover 165 (Old Type) 135 (Old type)
12. **2214** PTO Shaft Coarse Splined Long - 24" Long Mod 35 35X 65 135 165 168 - 618 mm 540 RPM
13. **1868557** PTO Shaft 188 Old Type 24"
14. **2099** PTO Shaft Complete TEF 20 1 3/8" c/o Bearing, Seal and 4 Bolt Housing This unit converts old type 1 1/8" to 1 3/8"
15. **1190M** PTO Seal All 20 Series
16. **817012** PTO Adaptor 20D c/o Roll Pin
17. **61592** PTO Cover 20D Fordson N's 2N/8N/9N/600/800/900
18. **61997** PTO Cover TE 20 - Aluminium
19. **104628** Half Shaft Seal 20D TVO Inner Dexta & Super Dexta
20. **195474** Seal PTO Pulley Box 35 135 48 230 40 550 (WR131)



1/2/500's PTO Parts

Pumps

886821



Hydraulic Pump 135 165 Multi Power Also fits 168 185 188 240 265 285 290 690

1833

Plug 135 Multi Power Hydraulic Pump



6218

Hydraulic Pump Pipe 690



6212

IPTO Pipe Kit 690



886821R



Hydraulic Pump - 135 165 Multi Power
168 185 188 240 265 285 290 690
OE Ref: 886821M94

1872170

Pipe Pump to Hydraulic Pump Multi Power



4811

PTO Repair Shaft 1 3/8" x 6 - 300mm



3404

Pump Multi Power 2 Hole Large


Hydraulic Filter - 1810539

53436 - Seal Kit



1862918

Hydraulic Filter 168 188 Small Multi Power Old Type




1810539

Hydraulic Filter 168 188 Large Multi Power 135 148 152 165 168 175 178 185 188 240 250 255 260 265 275 285 290

I.P.T.O. & Parts

<p>3147</p>  <p>Quick Release PTO Adaptor 1000 - 540 RPM 1 3/8" x 21 Splines & 1 3/8" x 6 Splines 1000 - 540 RPM</p>	<p>3071</p>  <p>Quick Release PTO Adaptor 1 3/8" x 6 Splines & 1 3/8" x 21 Splines</p>	<p>3146</p>  <p>Quick Release PTO Adaptor 540 - 540 RPM 1 3/8" x 6 Splines & 1 3/8" x 6 Splines 540 - 540 RPM</p>	<p>53487</p>  <p>Coupling PTO 1 3/8" 6 Spline Female</p>	
<p>3609</p>  <p>Shaft 1 3/8" 6 Spline Repair Shaft</p>	<p>817012</p>  <p>PTO Adaptor 20D c/o Roll Pin ** PTO Shaft 2099 **</p>	<p>61598</p>  <p>PTO Lock Plate</p>		
<p>1870594</p>  <p>Selector Fork 188 200s PTO</p>	<p>532886</p>  <p>PTO Selector Lever 500's</p>	<p>195467</p>  <p>PTO Selector Lever Seal 35 65 15x25x5mm</p>	<p>1456</p>  <p>PTO Release Button 13 x 54mm Flat Head</p>	<p>1440</p>  <p>PTO Release Y Pin</p>
<p>1877471</p>  <p>PTO Handle Knob</p>	<p>1863502</p>  <p>PTO Handle - Aluminium</p>	<p>62278</p>  <p>PTO Handle 200 - Steel Type *** Aluminium Type is 1863502 ***</p>	<p>61346</p>  <p>PTO Control Kit 265 290 575</p>	

I.P.T.O. & Parts



- | | | |
|-----|----------------|--|
| 1. | 1870879 | Friction Disc Bronze IPTO Massey Ferguson 100 200 300 500 600 Series |
| 2. | 1870860 | Steel Plate IPTO 4WD 5 Required - I.P.T.O. 7 Required |
| 3. | 1870859 | Large Rubber IPTO Sealing Ring |
| 4. | 1870858 | Small Rubber IPTO Sealing Ring |
| 5. | 1866260 | IPTO Sealing Ring |
| 6. | 1679349 | IPTO Unit with Gear 200 500 600 Early 300 |
| 7. | 1662242 | IPTO Brake Pad 375 390 399 |
| 8. | 1660406 | IPTO Spring 135 165 240 390 (Pack of 7) |
| 9. | BS020 | 'O' RING |
| 10. | 62657 | IPTO Unit 135 148 c/w Valve Check and Bush |
| 11. | 6643 | IPTO Valve Assembly |
| 12. | 62654 | Valve Check 290 Independent PTO Clutch |

Date:..... **No. of Pages:**.....

Name of the Rep:..... **A/C Number:**.....

From:..... **e-mail:**.....

Phone No.:..... **Fax No.:**.....

Please quote for the following parts - Quotation Number :

I wish to confirm the following order on Quotation Number:

Please supply the following parts:

Please photocopy this page

Please do not remove this page

Qty	Part No.	Description	Unit Price
1.			
2.			
3.			
4.			
5.			
6.			
7.			
8.			
9.			
10.			
11.			
12.			
13.			
14.			
15.			
16.			
17.			
18.			
19.			
20.			
21.			
22.			
23.			
24.			

Comments:

Customer Signature: _____ **Rep's Signature:** _____


Tel No: + 353 44 934 1638

e-mail: info@qtponline.com, www.qtponline.com

Page **of**

20D/35/135/240 Brake Parts

181232



Half Shaft Gasket 135
Outer

183260



Shim Rear Axle Housing 135
.015" 15 thou

183259



Rear Axle Housing Shim 135
.003" 3 thou

183261




Rear Axle Housing Shim 135
.020" 20 thou

62088




Half Shaft Seal TE 20 Early
& 9N

20D



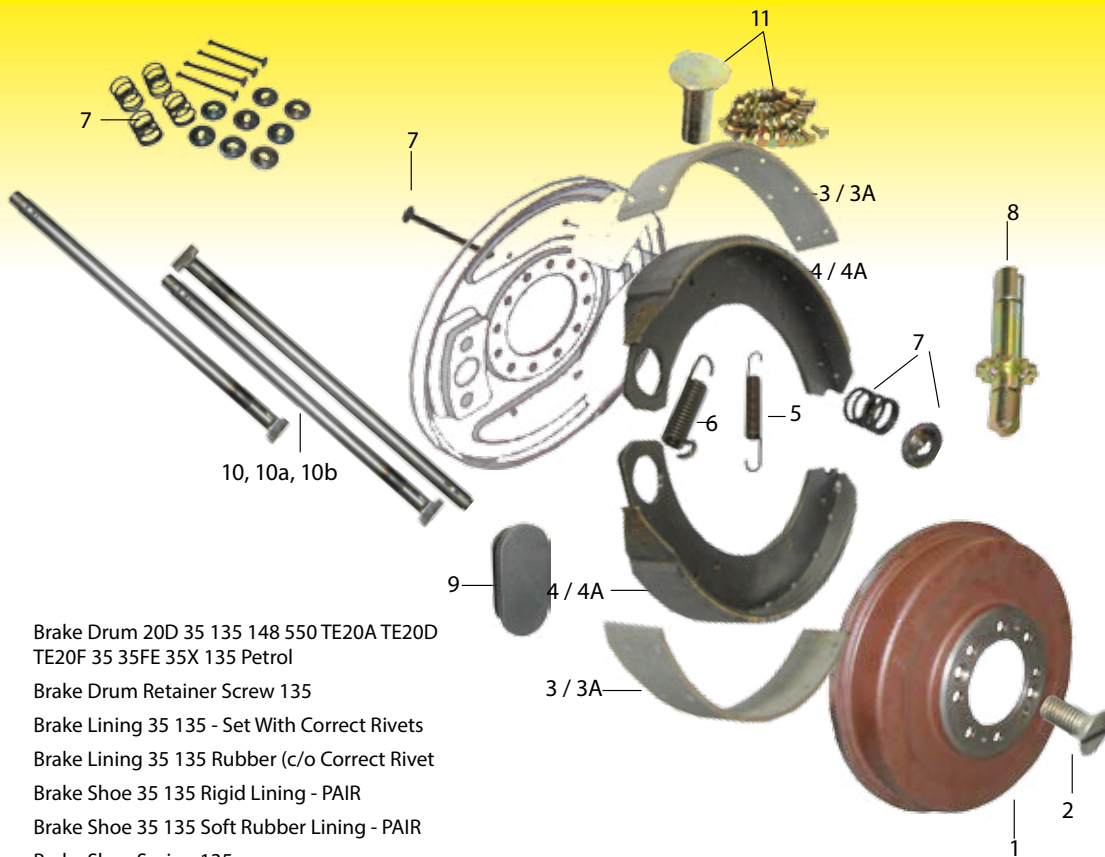
- | | | |
|----|----------------|--|
| 1. | 890640 | Seal 20D TVO Outer Half Shaft Fits TE20 TEA20 TED20 TEF20 TO20 |
| 2. | 3780/20 | Inner Bearing for 50B 20D |
| 3. | 61178 | Half Shaft Collar 20D - 50.96mm ID Also 2N 9N |
| 4. | 104628 | Half Shaft Seal 20D TVO Inner |

35/135





- | | | |
|---|----------------|--|
| 1 | 195677 | Seal Rear Axle Outer 35 135 148 240 Dexta 92 x 70 x 13.75 - Hard one |
| 2 | 1850088 | Rear Axle Bearing 135 148 20D 240 |
| 3 | 969287 | Collar 35 135 Half Shaft 56.8mm ID |
| 4 | 195678 | Seal Rear Axle Inner 35 135 148 240 Dexta 73x53x13 - Easy One |
| 5 | 183255 | Bearing Carrier 135 Outer Back Axle |

20D/35/135/240 Brake Parts



- 1. **827707** Brake Drum 20D 35 135 148 550 TE20A TE20D TE20F 35 35FE 35X 135 Petrol
- 2. **182278** Brake Drum Retainer Screw 135
- 3. **1020** Brake Lining 35 135 - Set With Correct Rivets
- 3A. **1020R** Brake Lining 35 135 Rubber (c/o Correct Rivet)
- 4. **1250** Brake Shoe 35 135 Rigid Lining - PAIR
- 4A. **1250R** Brake Shoe 35 135 Soft Rubber Lining - PAIR
- 5. **1850217** Brake Shoe Spring 135
- 6. **825064** Brake Drum Spring 135
- 7. **1810029** Brake Shoe Spring Kit 35 135 (One Side)
- 8. **1885405** Brake Shoe Adjuster 135 35
- 9. **41582** Grommet Ford 2000 3000 3600 Brake Adjuster
- 10. **880032** Brake Shaft Kit 35 135
- 10a. **62878** Brake Shaft 20D 135 600mm
- 10b. **62880** Brake Shaft 20D 135 570mm
- 11. **J7/48** Rivets for 1020 Lining's (Pack of 48)
- 12. **6928** Brake Back Plate 35 135 c/o Shoes
- 13. **61295** Brake Shoe 20 DTVO Complete PAIR
- 14. **62409** Brake Adjuster Plate Kit TE 20 Brake Hanger
- 15. **180809** Brake Pedal Spring 35 65 100 240
- 16. **62614** Brake Rod 35 135 Old Type Complete



<p>62879</p> <p>Washer for Brake Shaft 20D 35 135 165</p>	<p>62906</p> <p>Spring 20D Brake Shaft</p>
--	---

<p>62117</p> <p>Rear Axle Housing Bush 135</p>	<p>180802</p> <p>Brake Shaft Bush Rear Axle Housing 135</p>	<p>61857</p> <p>Brake Shoe 130 - Brake Lining SET OF 4</p>
---	--	---

62551

Brake Rod Long 135 240 90cm Eye to Eye

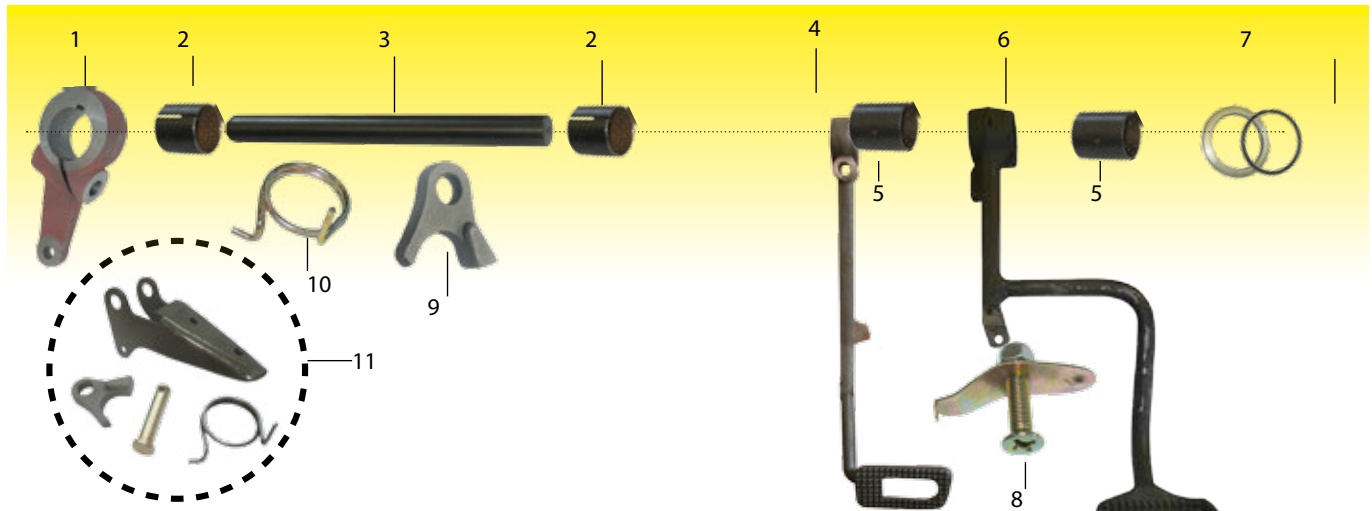
62549

Hand Brake Rod 135 240

100's Brake & Differential Components

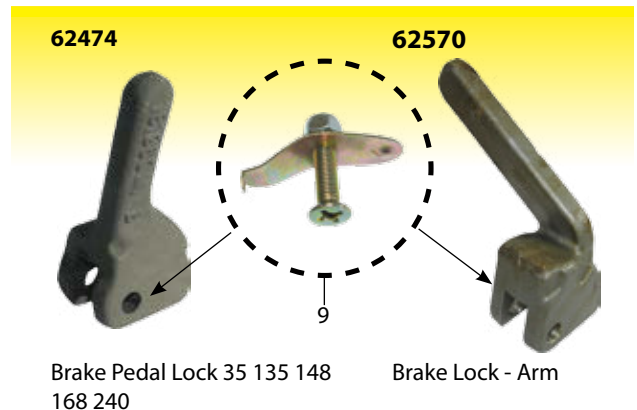


135 Brake Pedal

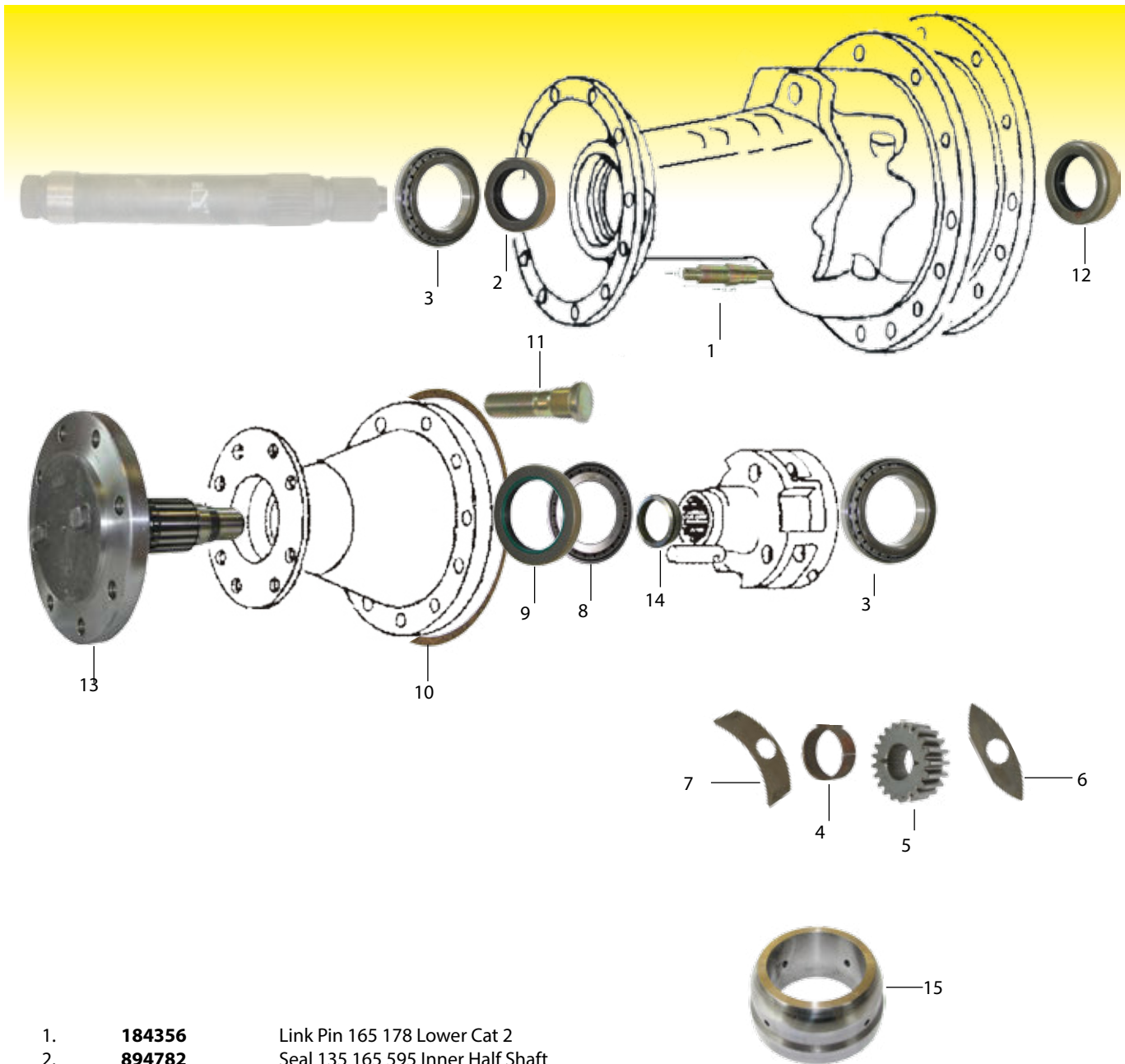


1. **180864** Brake Shaft Arm all Models
2. **180801** Bush Brake Shaft
3. **181959** Brake Cross Shaft 135
4. **181962** Brake Pedal 35 135 165 LH
5. **195910** Bush Brake 135
6. **181961** Brake pedal 35 135 165 RH
7. **62569** Washer & Circlip Set For Brake Shaft
8. **62119** Brake Locking Retainer Screw 35 100's 200's
9. **61852** Connecting Link for Lock Brake 35
10. **180809** Brake Pedal Spring 35 65 100 240
11. **62026** Brake Locking Kit 20 35 65 135

135 Differential Lock




Dry Brake Parts



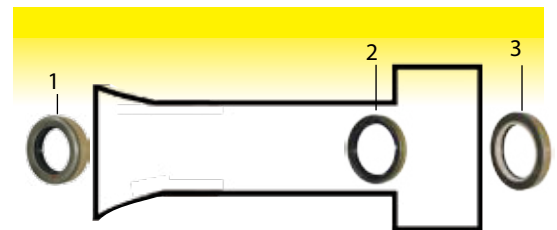
- | | | |
|-----|----------------|--|
| 1. | 184356 | Link Pin 165 178 Lower Cat 2 |
| 2. | 894782 | Seal 135 165 595 Inner Half Shaft |
| 3. | 1881931 | Epicyclic Bearing 178 188 Inner |
| 4. | 894778 | Bush 165 188 Rear Axle Differential |
| 5. | 61869 | Rear Axle Reduction Gear 165 188 240 290 390 |
| 6. | 184441 | Thrust Washer Rear Axle |
| 7. | 894867 | Washer |
| 8. | 884791 | Bearing 165 188 Outer Half Shaft 67 X 110 X 24 |
| 9. | 894763 | Seal 165 Epicycle Outer Halfshaft |
| 10. | 184182 | Cork Packing Half Shaft |
| 11. | 893017 | Wheel Stud 165 188 Rear 5/8 X 2 UNF |
| 12. | 881021 | Half Shaft Seal Dry Brake |
| 13. | 61867 | Half Axle 65 Rear Axle |
| 14. | 61868 | Half Axle Collar 65 165 |
| 15. | 61881 | Rear Axle Guide Cone 65 |

Dry Brake Parts 65/175/178 (Round Axle)



- | | | |
|-----|----------------|--|
| 1. | 1886562 | Spring Brake Actuator Round |
| 1A. | 1005510 | Spring Brake Actuator 165 Ford 7840 Square |
| 2. | 840916 | Brake Lining 165 c/o Rivets 7" - SET 4 |
| 3. | 353428 | Nut Nyloc 7/16" UNF Zinc & Yellow |
| 4. | 184334 | Pull Rod - Dry Brake |
| 5. | 831575 | Differential Pedal Seal 165 188 |
| 6. | 183254 | Gasket 35 135 148 165 Differential |
| 7. | 3123 | Brake Disc 65 165 175 178 Round Axle PAIR |
| 7A. | 61884 | Brake Disc 595 165 185 1080 1200 |
| 8. | 16779X | Brake Actuator Ball 7/8" |
| 9. | 764805 | Brake Actuator 65 165 178 Dry |
| 10. | 184310 | Brake Return Spring Support |
| 11. | 184171 | Spring Brake Pedal Retainer (All models) |

Dry Brake Parts 65



- | | | |
|----|---------------|--|
| 1. | 881021 | Half Shaft Seal Dry Brake 2.125 x 3.196 x .90 |
| 2. | 881991 | Seal 65 Half Shaft Inner Timing Cover Seal Super Major |
| 3. | 966238 | Seal Outer Half Shaft 65 - WRT60 |



J7/48
Rivets for 1020 Linings
(Pack of 48)




61745
Boot Seal for Brake Rod 65 100 200



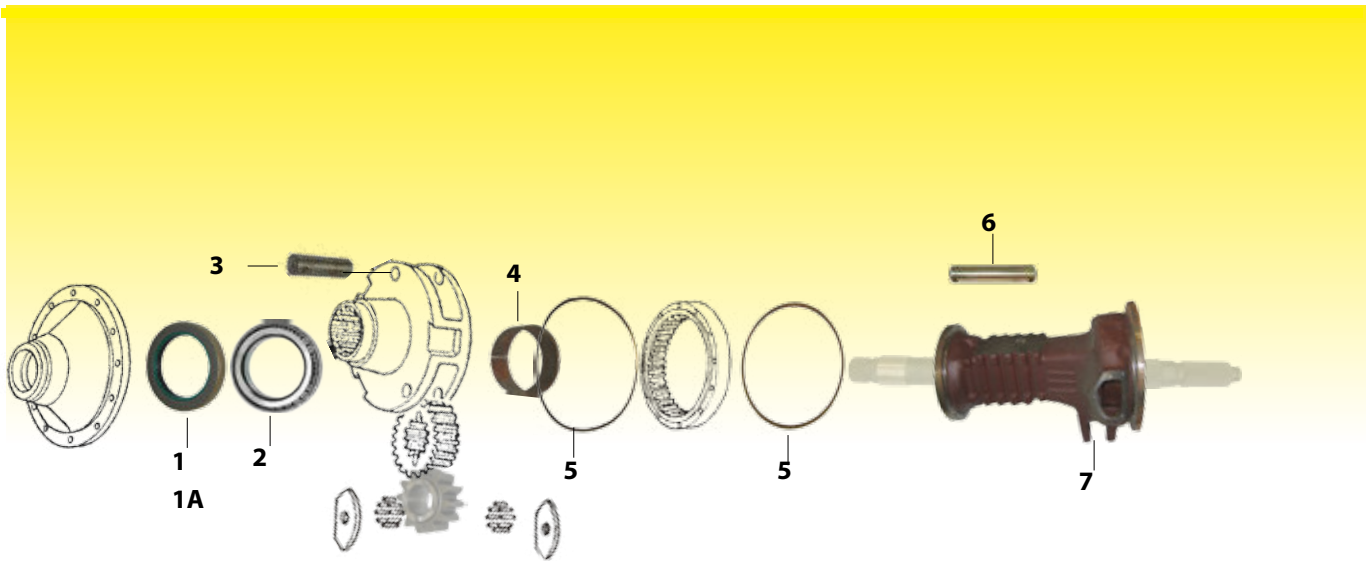
62782
Crown Wheel & Pinion Back 275 290 298 390 398 399 590 690 ** Rear **

Dry Brake Parts 165/178



- | | | |
|----|---------------|--|
| 1. | 881021 | Half Shaft Seal Dry Brake 2.125 x 3.196 x .90 |
| 2. | 894782 | Seal 135 165 595 Inner Half Shaft For Dry Brakes |
| 3. | 894763 | Seal 165 Epicycle Outer Halfshaft |

Wet Brake Parts (Square Axle)



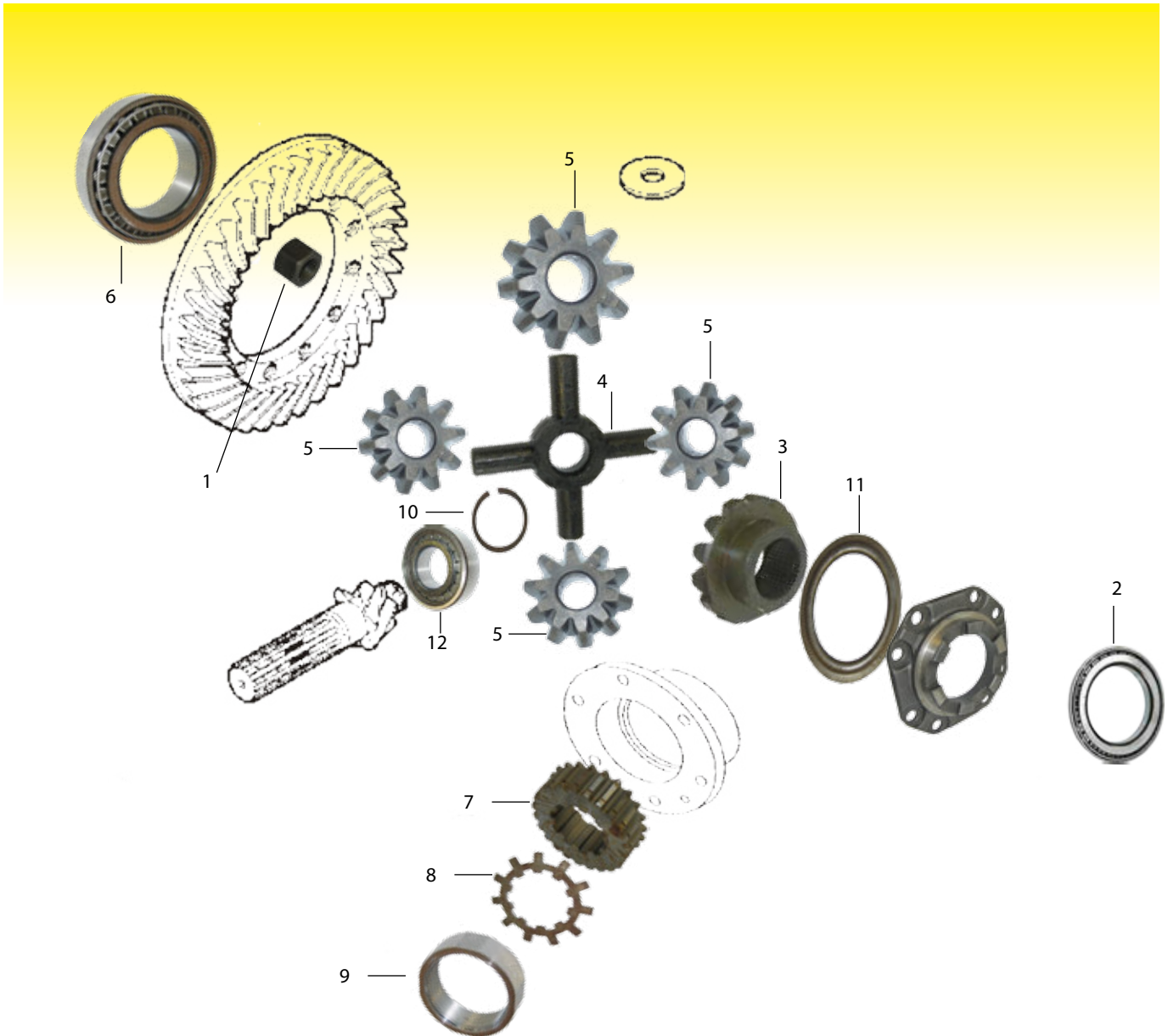
- | | | |
|------------|----------------|---|
| 1. | 894763 | Outer Epicycle Seal |
| 1A. | 3699800 | Seal 590 595 Outer Half Shaft Epicyclic Unit Modified |
| 2. | 1860503 | Half Shaft Bearing 590 Outer / 7840 |
| 3. | 1864869 | Outer Wheel Reduction Shaft |
| 4. | 894778 | Differential Bush |
| 5. | 184182 | Cork Packing 1/2 Shaft |
| 6. | 1867243 | Lift Arm Pin Lower Square Axle |
| 7. | 1666929 | Housing 165 Rear Axle RH |
| 8. | 1860838 | Square Axle "O" Rings 240 399 42s 43s |
| 9. | 1860954 | Seal Half Shaft Inner Wet Brake 86 x 61 x 22mm 590 690 698 698T 699 4225 - 4270 |
| 10. | 1881931 | Inner Epicyclic Bearing |

63013

Plate Differential 165 168 185
188 565 575 595 675 698 699
30B 30D 40B 50B 60H 60HX



Differential Parts



- | | | |
|-----|----------------|--|
| 1. | 891947 | Nut Crown Wheel 100 200 300 3000 3100 3600 |
| 2. | 1850909 | Differential Bearing 135 188 RH |
| 3. | 885518 | Gear Planetary LH / RH 14 x 39 Spline |
| 4. | 894302 | Joint 100 200 300 3000 3600 500 600 6100 |
| 5. | 897725 | Rear Differential Gear |
| 6. | 1851533 | Wheel Bearing 135 188 Crown Half Shaft Bearing Major & Power Major |
| 7. | 180798 | Gear Differential Lock |
| 8. | 180455 | Differential Lock Rear Axle Washer |
| 9. | 532956 | Differential Nut (all models) |
| 10. | 196097 | Pinnion Big Retaining Ring |
| 11. | 892172 | Shim 100 200 300 3000 4200 for Diff. Thick 0.039 |
| 11. | 892173 | Shim 100 200 300 500 600 - 0.034" Thick for Diff. |
| 12. | 62640 | Rear Axle Pinion Bearing FE35 65 135 165 |

187689



Rear Axle Shim for
1,2,3,5,600,3000,4200
(0.029" - 0.031")

Hydraulic Parts

61597



Quadrant Linkage MK3

61596



Hydraulic Lever 35 35X 65

61822



Swinging Link Cam 200 500

180592



Hydraulic Pump Lever 35's

61594

Hydraulic Pump Oscillator Old Type



61595

Hydraulic Pump Oscillator New Type



1665610



Pump End Plate MK 3

1664589



Hydraulic Pump Ware Plate

6374



Mk 3 Hydraulic Pump End Plate Bush

62889



Pump Camshaft 35 65 Hydraulic 10 Spline

1871782



Hydraulic Pump Camshaft c/o Groove Mk3 20 Splines plus Groove

1868544



Camshaft for 188 Hydraulic Pump

62311

Side Plate Cover 200 300 Response Control



61272

Circlip 300's 2 Speed




1000251

Bearing Hydraulic Pump Shaft
I/D = 5/8" O/D = 13/16
Depth = 1/2"




62329

Side Plate Outer Cover 200 Response Control



1665499

Hydraulic Pump End Plate MK 3



Hydraulic Parts

6374



Hydraulic Pump End Plate Bush
MK1 MK2 MK3

18555



Filter Holder MK2 Hydraulic
Pump

63191

Hydraulic Lift Cam Block Set MK1
MK2 MK3
Front With Lip & Rear No Lip



884691



Sump Plug - Gear Box

63140



Diaphragm Pressure Control
MKII Hydraulic Pump 240 285

63139



Diaphragm Pressure Control
Hydraulic Pump 135
165

898937



Pivot (Hand
Brake Type)

898643







Hydraulic Pump Dowel






180905











Hydraulic Pump Dowel 35 65

Hydraulics Parts

Model	 Piston	 Chamber C/O Valves	 Rings	 'O' Ring Kit
20D			61734	
35/65	190799	184471	190848	1810684 C/O Gaskets
165/188 MK II	1860038	888702	897493	894906 1810684 C/O Gaskets
165/188 290/590/690 MK III	1860038	1868435 Large Hole	897493	1810680

181217 	1675294 	1660551 	6247 	62934 
Side Plate Gasket (All Models)	Gasket Hydraulic Filter 690	Hydraulic Filter Gasket	Centre Housing Gasket 390 (Steel)	Hydraulic Pump Gasket TE20 Fordson 9N 8N

180511 	886549 	1861986 	6129 
35/135/148 Gear Box Top Gasket	Gasket 135 148 165 185 Hydraulic Lift Cover Also fits 188 240 265 275 285 290 298 690 698 698T 699	Centre Housing Gasket	Centre Housing Gasket 300'S (Paper)

3839 	6630 	61532 	1665962 
Seal Kit for 1674984 Filter	Lift Arm Piston O Ring 290	Hydraulic Suction Filter Gasket 4200	Dipstick 135 188 Non Multi Power

Hydraulics Parts

4292



Hydraulic Roller Control Valve Kit

898202



Hydraulic Pump Control Top Roller

1861510



Hydraulic Pump Pin 178

1868471



Hydraulic Pump Lever MK 3

180592



Hydraulic Pump Lever 35's

61866



Speed Nut for Hydraulic Pump 240/340/290

1861511



Control Valve Lever Ret Clip

191211



Hydraulic Piston Rod 35 65

1679874



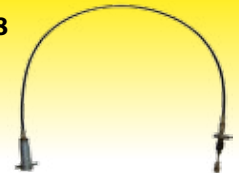
Cable Hydraulic Changeover 200 600 Duncan Cab

1682976



Hydraulic Changeover Cable 290 Sankey Cab

61938



Hydraulic Cable 6100 6200 8200 - 1480mm Spool Valve Cable - with load sensing

1

1. **898229**
1. **1869119**
2. **883788**
3. **195561**
3. **359291**
4. **195874**
4. **361160**

1. Long Stack Pipe
1. Short Stack Pipe Length: 249mm
2. Stand Pipe with Block
3. O Ring Stack Pipe
3. O Ring 135 Stack Pipe
4. Stack Pipe Back-up Washer
4. Backup Washer - Stand Pipe Block

1864875



Response Control Pipe 135 165 188

Hydraulic Pump Repair Kits

2620


Hydraulic Pump
Repair Kit 35



2 Chambers - 184471
2 Pistons - 190799
4 Rings - 190848
1 'O' Ring Kit - 1810684
1 Control Valve - 189427
1 Relief Valve - 828927 (2700PSI)

2621

Hydraulic Pump Repair
Kit 135 165 188 MK2



2 Chambers - 888702
2 Pistons - 1860038
4 Rings - 897493
1 'O' Ring Kit - 894906
1 Relief Valve - 884747R
1 Modified Control Valve - 1862486

2622

Hydraulic Pump Repair
Kit 188 MK2 Early



2 Chambers - 888702
2 Pistons - 1860038
4 Rings - 897493
1 'O' Ring Kit - 894906
1 Pencil Control Valve - 897507
1 Relief Valve - 884747R

2623

Hydraulic Pump
Repair Kit 165 188
MK3



2 Chambers - 1868435
2 Pistons - 1860038
4 Rings - 897493
1 'O' Ring Kit - 1810680
1 Control Valve - 1681789
2 End Plate Bushes - 6374

Relief & Control Valves


1059M

Camshaft Bush Hydraulic
Pump 20D



189427

Valve Control 35 65



897507



Control Valve 135
165

1862486



Control Valve MK 2
Modified

1869966



Pressure Control
Valve MK 3

1681789



Hydraulic Control Valve
MK 3

61253



Control Valve MK 3

1681786



Control Valve
Spacer MK 3

61566



Control Valve 300 4200 4300 5300 MK3

61627



Tipping Pipe 135 & Banjo Bolt

63270



Bracket Tipping Pipe
135

61646



Oil Pipe Banjo
Bolt for 61627

377493



Quadrant Circlip 300's

898124



Draft Control Rod 135 165

190855



Draft Control Rod 35

61769

Draft Control Hydraulic Kit 165 - 290



61743



Draft Control Hydraulic Kit 35 65
135

61627B



Tipping Pipe 135 c/w Banjo Bolt &
Bracketry

Relief & Control Valves

183000



Hydraulic Pump Relief Valve 65 - 2550 PSI

181087



Relief Valve TE20 20D Hydraulic Pump
2050 PSI TE20 TEA20 TED20 TEF20
TO20

6468



Pressure Control Seal 200 & 600

Pressure Relief Valve



828927 - 2700 P.S.I.
883402 - 3000 P.S.I.
884747R - 3200 P.S.I.

6482



Control Valve Pin 165 298
698T

182099



Breather for Hydraulic Lift with P/C

62889



Pump Camshaft 35 65
Hydraulic 10 Spline

6482




1681786
MK 3 CONTROL VALVE SPACER

182099



190844
Swinging Link 35/65

898288



Pressure Control Valve
MKII

1868741



Plug Hydraulic Pump Chamber
100 200 300 500
600 4200

1675294



690 Hydraulic Filter Gasket

180511



35/135/148 Gear Box
Top Gasket

1861986




Centre Housing Gasket

181217



Side Plate Gasket
(All Models)


886549



Lift Cover Gasket
(All Models)

20D Hydraulic Parts

(62938 Hydraulic Pump 20 Coming Soon...)



62937
Hydraulic Pump Repair Kit
TE20



41327
Hydraulic Pump
Piston TE20



62884
Cam Block 8N




62885
Cam Block 20



62886
Valve Chamber Body 20



62887
Valve Chamber Body As-
sembly 20



62888
Lift Pump Cam 20 Hy-
draulic



62890
Chamber Repair Kit 20



62891
Control Valve Assembly
20 Hydraulic



181087
Relief Valve TE20 20D
Hydraulic Pump 2050 PSI
TE20 TEA20 TED20 TEF20
TO20



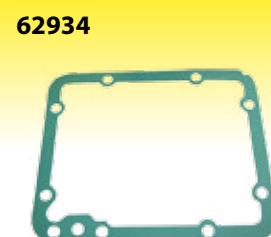
1059M
Camshaft Bush
Hydraulic Pump 20



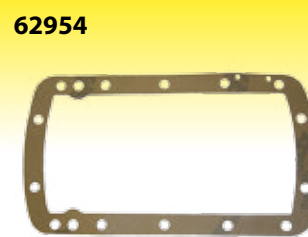
62401
Lift Control Quadrant Lever 20D



62011
Hinged Articulated Pin
TE 20



62934
Hydraulic Pump
Gasket TE20
Fordson 9N 8N



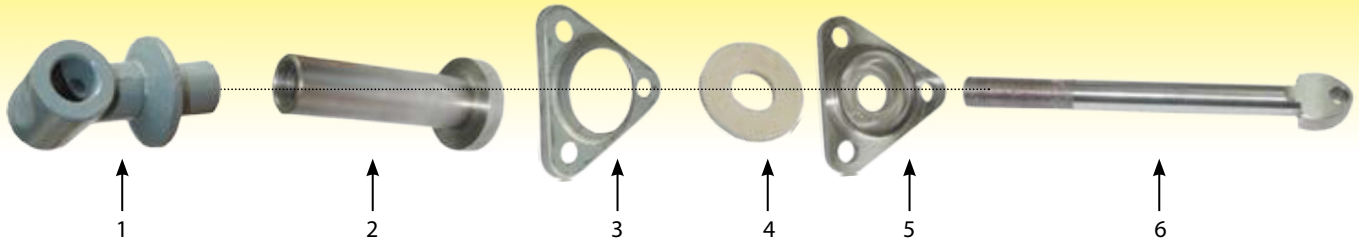
62954
Lift Cover Gasket 20D

20D Hydraulic Parts

Lift Cover Parts

62733

Plunger Kit Complete TE 20 Lift Cover



- | | | |
|----|--------------|---|
| 1. | 62229 | Hydraulic Lift Cover Yoke TE 20 |
| 2. | 62076 | Plunger & Spring Guide Tube TE 20 Lift Cover |
| 3. | 62077 | Triangular Plunger Cover TE 20 Lift Cover |
| 4. | 62078 | Felt Packer TE 20 Lift Cover |
| 5. | 62079 | Triangular Bolt on Cover For TE 20 Lift Cover |
| 6. | 62080 | Plunger TE 20 for Lift Cover |

1872044



Draft Control Spring

62166



Top Link Pin 20D Cat 1 - Short
76mm

62435



Bush for Linkage Rocker TE 20

61621



Linkage Rocker
TE 20

61791



Lift Cylinder TED TEF 20

61790



Hydraulic Cylinder Piston
TED TEF20
(3 ring type)

61986



Hydraulic Piston O Ring
TE 20

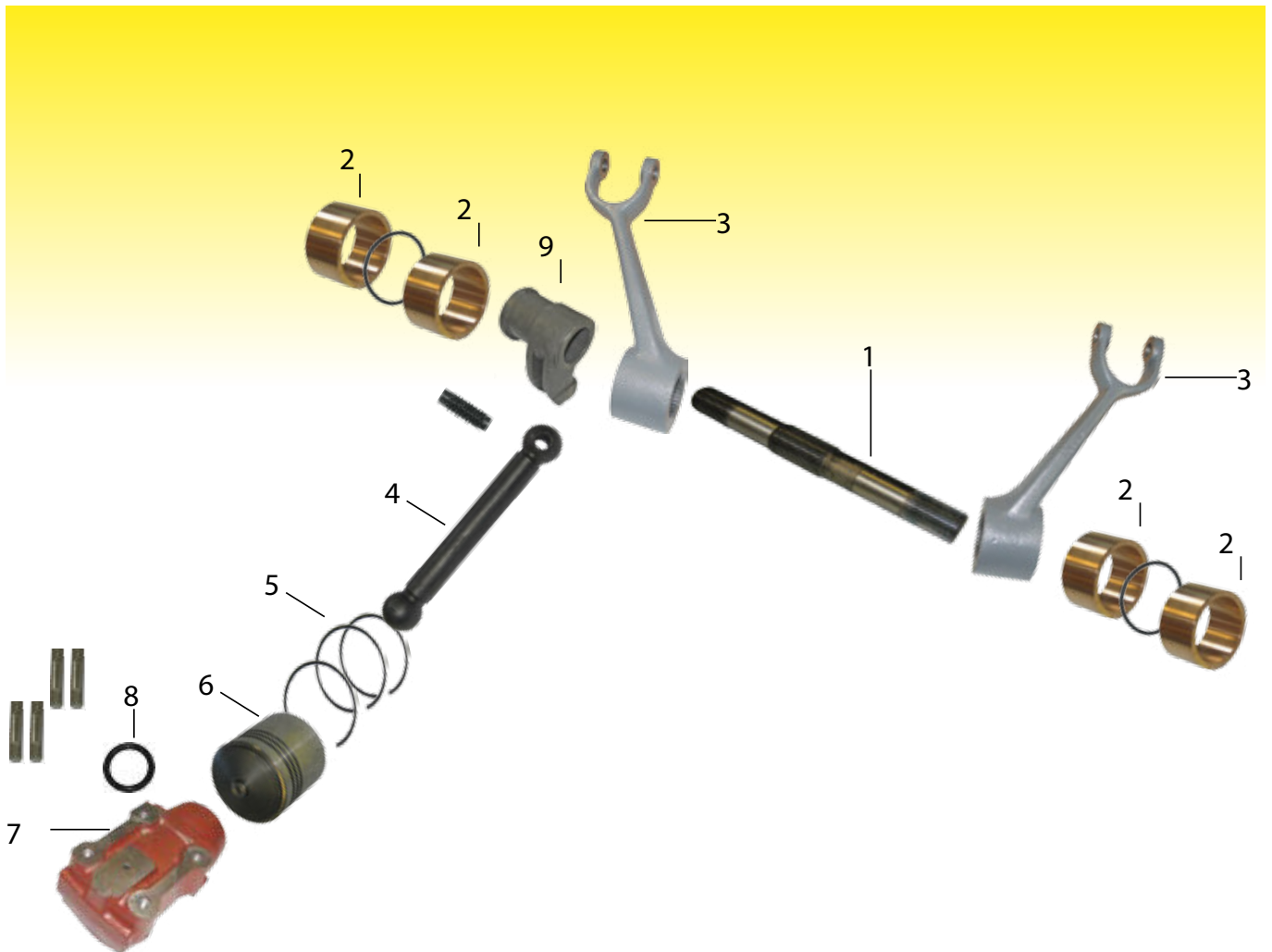
62925



Bush Lift Cover Arm 20D

Lift Ram Cylinder & Parts

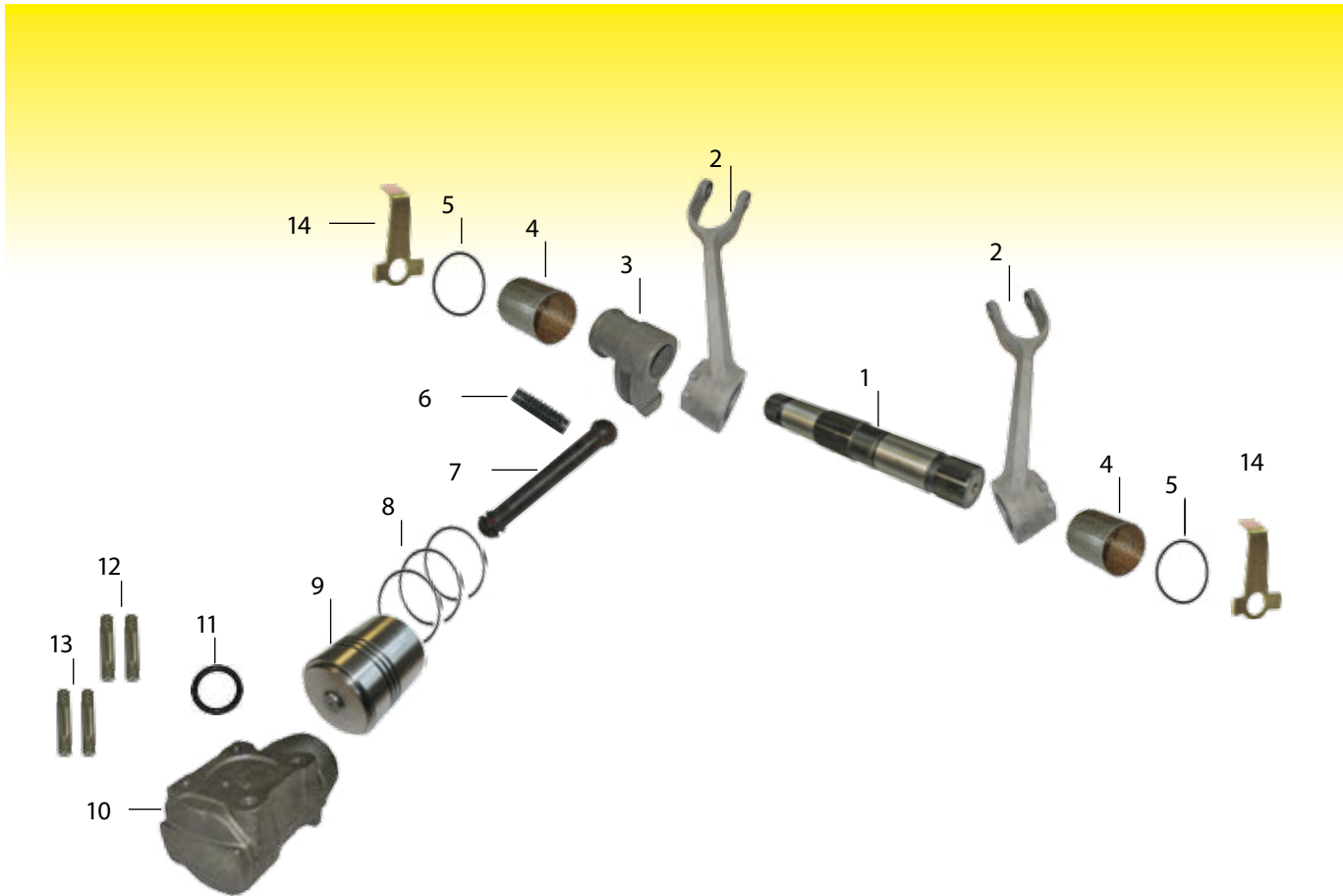
35/35X Lift Ram Cylinder & Parts



- | | |
|------------------|--|
| 1. 184359 | Hydraulic Lift Shaft 35 2 hole |
| 2. 181018 | Hydraulic Lift Bush 35 65 |
| 3. 180910 | Lift Arm 35X Upper - 5/8" Pin - 37 Splines |
| 4. 191211 | Hydraulic Piston Rod |
| 5. 184447 | Piston Ring 35 65 Hydraulic Lift |
| 6. 184443 | Hydraulic Cylinder Piston 35 65 |
| 7. 184442 | Hydraulic Lift Cylinder 35 - 3" Diameter |
| 8. 195562 | Hydraulic Lift O Ring |
| 9. 6736 | Pusher Arm 35X |

Lift Ram Cylinder & Parts

135/240 Lift Ram Cylinder & Parts



- | | | |
|-----|----------------|---|
| 1. | 897567 | Hydraulic Lift Shaft 135 165 148 175 178
185 188 240 250 265 275 290 365 390 399 550 565 575 590 690 |
| 2. | 885444 | Lift Arm 135 Hydraulic Top - Forged |
| 2. | 885444E | Lift Arm 135 Hydraulic Top - Nodular Casting |
| 3. | 886405 | Hydraulic Lift Pusher Arm 135 148 Also fits 152 165 550 |
| 4. | 886029 | Bush 188 Hydraulic Lift Shaft |
| 5. | 359136 | O Ring 135 Pusher Arm |
| 6. | 887076 | Bolt Pusher Arm |
| 7. | 886410 | Hydraulic Piston Push Rod 135 Conrod |
| 8. | 897564 | Lift Cylinder Ring 135 165 - SET 3 |
| 9. | 897561 | Lift Cylinder Piston 135 |
| 10. | 897560 | Lift Cylinder 135 165 240 550 |
| 11. | 195562 | O Ring Hydraulic Lift 135 |
| 12. | 899257 | Lift Cylinder Stud 188 Long 9/16" x 4" |
| 13. | 899258 | Lift Cylinder Stud 188 Short 9/16" x 3" |
| 14. | 61776 | Retaining Clip Top Lift Arm on Lift Shaft |

61191



Lift Cylinder Ring 240

Lift Covers



Valve Blocks



Stack Pipes	Part No.
Short Stack Pipe - Length: 249mm	1869119
Long Stack Pipe - Length: 317mm	898229

Lift Covers

Quadrant Components



62451
Draft Control Quadrant
Lever Outer 35 35X



62452
Hydraulic Lift Cover Lever
35 135 65



898171
Quadrant Lever 100 200's



63403
Hydraulic Quadrant 35



62517
Quadrant
Assembly 135 100 Series
Complete MK2



898244
Quadrant Plate 200s
500s 600s



62107
Quadrant Plate - Pressure
Control Type MK3 135
100s



1860402
Lift Lever Quadrant
Stopper



1860403
Hydraulic Lever Knob As-
sembly 100 200 500 600



898201
Stopper Knob 100 200
300 500 600 Quadrant
For Lift Control



160473
Quadrant Lever
Tension Kit



62453
Draft Control Quadrant
Lever Inner 35 35X

1870240
Support for Quadrant Control
NO THREAD



898196
Quadrant Shaft Locator
Roller
With Pressure Control



899280

Outer Quadrant Control Shaft
Fits 135 150 165 175 235 245 255 285
Up to serial no. 439191 (With pressure control)




898189
Quadrant Shaft Locator
Roller *Without Pressure Control*



6166


Outer Quadrant Control Shaft
100 200 500 600
From to serial no. 439191
(With pressure control)




1884283
Support for
Quadrant Control
(C/w **THREAD**)



899279
Quadrant Control Shaft 135 165
175 178 *Without Pressure Control*
(Up to Eng. 439191)

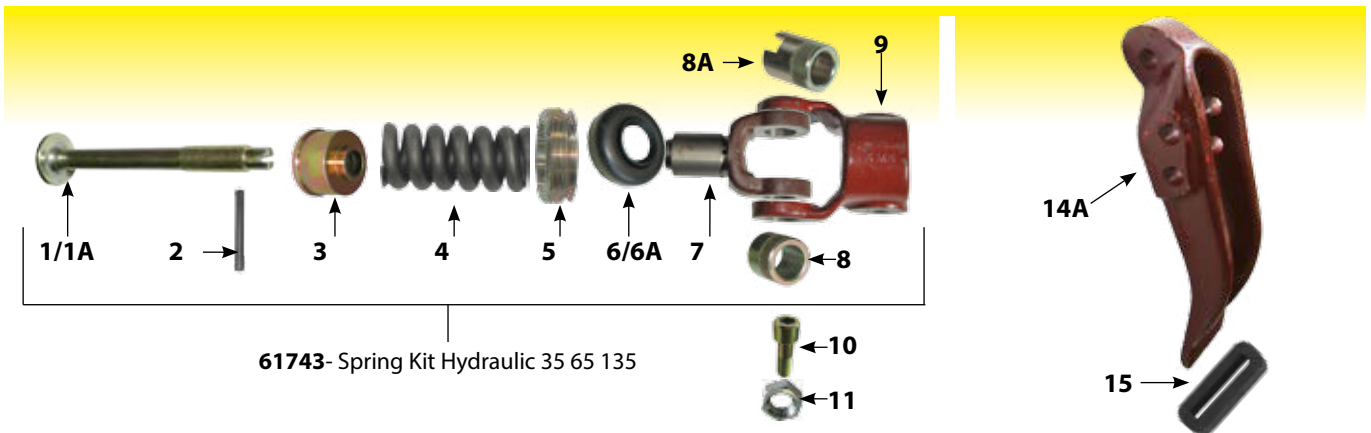


1870219
Quadrant Control Shaft 135 165
300 690 *Without Pressure Control*
(From Eng. 439191)



Lift Covers

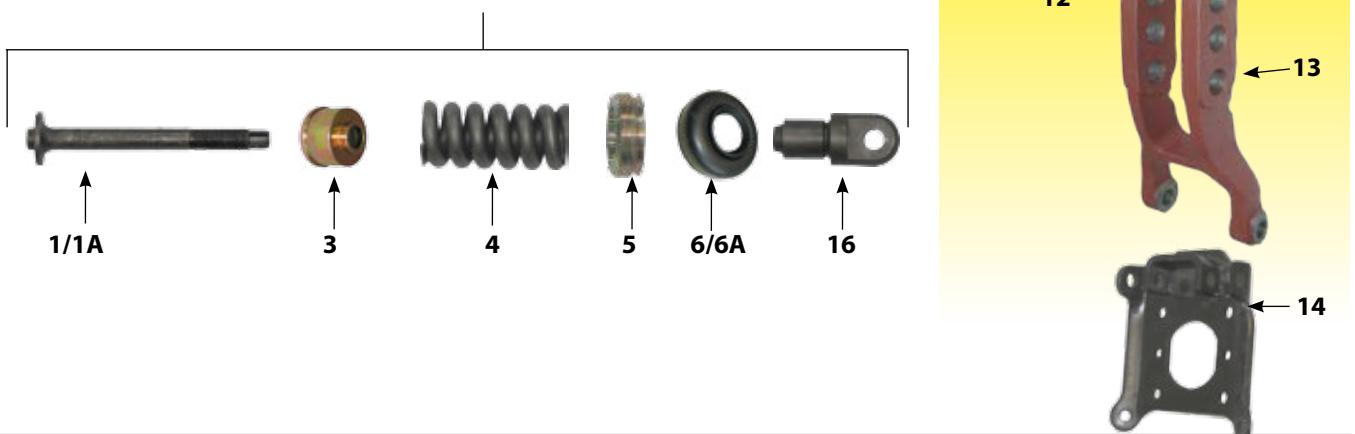
Lift Cover Components



61743- Spring Kit Hydraulic 35 65 135

- | | | |
|------|----------------|---|
| 1. | 182580 | Hydraulic Lift Plunger 35 35X 65 |
| 1A. | 886348 | Lift Cover Plunger 100 200 300 500 600 42's 43's 53's |
| 2. | 61271 | Lift Cover Plunger Lock Pin |
| 3. | 886351 | Spring Lift Cover Seat |
| 4. | 182582 | Hydraulic Lift Spring 135 35 65 135 165 188 200's 500's 600's 4215 4220 4315 4320 |
| 5. | 180979 | Draft Control Spring Nut T/C |
| 6. | 887654 | Grommet 135 165 185 188 Lift Cover Also fits 240 265 285 290 298 565 590 595 |
| 6A. | 61775 | ** USE 887654 ** |
| 7. | 180972 | Hydraulic Lift Clevis 35 135 165 |
| 8. | 61831 | Top Link Bush LH |
| 8A. | 61832 | Top Link Bush RH - Slotted |
| 9. | 180973 | Clevis Rocker Link 135 148 165 240 Also fits 35 35X 65 |
| 10. | 363593 | Bolt 1/2 'x 1 3/8' UNF Hex Socket |
| 11. | 51932 | Half Nut 1/2 UNF Zinc & Yellow |
| 12. | 1860913 | Lift Cover Bush 165 168 188 200's 300's 500's 600's 42's 43's 53's |
| 13. | 1863393 | Top Link Bracket 148 165 290 398 399 575 590 600's 53's |
| 14. | 6664 | Top Link Bracket 165 168 188 200's 500's |
| 14A. | 61746 | Top Link Bracket 65-165 |
| 15. | 184555 | Draft Control Rubber Bush 65 165 |
| 16. | 1863389 | Clevis Link Lift |

61769 - Draft Control Hydraulic Kit 165 - 290



Levelling Box Parts

Model	35/135	65/165/175	178/165 Square Axle	188/290/590
 Levelling Box	1884342R 35/135 Old Type 61262 135 Late 148 Late	61262	1884760R	1660438R
 Levelling Shaft	185220 10 1/4"	181346 13"	1863054 10 3/4" 897650 13" 897651 14 3/4"	897650 13" 897651 14 3/4"
 Levelling Fork Lower	897659 13 1/4"	897659 13 1/4"	893405 13 1/2"	1863886R 17 1/2"
 Levelling Yoke Fork Upper	3643 13 7/16" 62822 13 1/2" 343mm	897683 15"	897655 15 1/2"	1863888R 15 3/8"
 Levelling Box Bearing	195457	195457	831263	831263
 Levelling Box Gear	181345	181345	181345	181345
 LH Levelling Yoke Solid	1884720 19"- Light 182554 20 1/2"- Light	182554 20 1/2"		
 LH Levelling Yoke Not Adjustable	1884720 19"- Heavy	1884720 19"	 6745	6750

61151
135 New Type LH Adjustable Link



61679



61150
Adjustable Link 135 LH New Type 38.1cm

Levelling Box Fork 20D Bottom

61480

Levelling Box 20D c/w Fork & Knuckle



61733



Levelling Box Lever 20 35X



Levelling Box Parts

Model	35/135	65/165/175	178/165 Sq. Axle	188/290/590
 Levelling Box Housing	193181	193181	1860829	1860829
 Lev. Box Pin (Ford/Massey)	180860 5/8"	180860 5/8"	893567 3/4 893568 7/8"	893567 3/4 893568 7/8"
 Levelling Box Knuckle	2021	2021	897653	897653
 Levelling Box Handle	181349	181349	1662382	1662382
 Levelling Box Pin	195648	195648	195648	195648
 Levelling Box Plug	825102	825102	825102	825102
 Levelling Box Seal			4678	4678

Lower Lift Arm & Parts


View	Model	Part No.	Length	End Size	End Size
	20D	61581	32'	CAT 1	CAT 1
	35/135	182632	32'	CAT 1	CAT 1
	35/135	886432	32'	CAT 1	Interchange
	LATE 135/240/550	1869289	35'	CAT 2	Interchange
	165	893427	34'	CAT 2	Interchange
	168/265 175/178	893430	38'	CAT 2	Interchange
	188/590 690	1660263	40½'	CAT 2	CAT 2
	188/590 690	1660262	40½'	CAT 2	CAT 2

Lower Lift Arm & Parts

2690
Grip Pin 3mm



4219
Grip Pin 5mm



1869219
Lift Arm Ball Clip

4035
Lift Arm Spring Ford 5000 7200 Lower Adjustable Spring Spacer (500 - 720mm Adj)



53102
Spring Lower Link Restrainer
Min 17.5" 400mm Max 30" 765mm



1867243



Lower Link Arm Pin Square Axle

353927



5/8" Unf Castle Nut

61714



Linch Pin C/O Link Chain

51098



Swivel End 3 1/8"

181229



Cat 1 Old Type
Lower Link Pin
35/135

1867851

Cat 2 New Type
Lower Link Pin
135/240

184356

Cat 2
Lower Link
Pin 165/178

353928



Wheel Nut 3/4 UNF Castle Head

Lower Links

4418

Cat 2



Link Ball Lower c/o Guide Cone Cat 2 ***Pin To Suit 4419***

4419



Linch Pin for 4418
12mm Diameter Pin

4727

Cat 3/3



Link Ball Cat 3/3 & Guide Cone ***Pin To Suit 4419***

4729

Cat 2/3



Link Ball Cat 2/3 & Guide Cone ***Pin To Suit 4419***

Lower Link Balls

53041

Cat 1/2



Lower Link Ball Dual
Cat 1/2

2539

Cat 3/2



Lower Link Ball
Cat 3/2 ID 29 OD 63.5

2540

Cat 3/3



Lower Link Ball Cat 3/3
ID 37.5mm
OD 63.5mm

62228

Cat 2/2



Ball Cat 2/2 For Lower Quick Release End

1869219



Lift Arm Ball Clip

886428

Cat 1



Lower Link Ball Cat 1 Interchangeable
Fits 100 200 300 4200 4300 600 Series

886429

Cat 2



Lower Link Ball Cat 2 Interchangeable
Fits 100 200 300 4200 4300 500 600 Series

Lower Link Conversion Bushes

43155

Cat 2 to Cat 3



Bush Lower Link Conversion
Cat 2 to Cat 3

53496

Cat 2 to Cat 3



Bush Lower Link Conversion Cat 2 to Cat 3
ID 1 1/8" OD 1 7/16" Length 2 1/2" 63.5mm

2424


Cat 1 to Cat 2



Lower Link Conversion Bush 1 1/8' to 7/8'

Top Links

21018



- Top Link Ball Cat 2/3
- I/D Ø: 1".
 - O/D Ø: 2 23/64".
 - WIDTH: 2".

21019




- Top Link Ball Cat 3/3
- I/D Ø: 1 9/32".
 - O/D Ø: 2 23/64".
 - WIDTH: 2".

4044



Top Link Ball CAT 2

21001



Ball Cat 3 Toplink

Top Link Conversion Bushes

53475



Bush Top Link Conversion Cat 2 Cat 3

42144



Top Link Conversion Bush Ford 10
100 Cat 1/2
1000 30 40 Industrial TW Series

65 Lift Arms & Parts

<p>61813</p> <p>Lift Arm Fitting Kit 65 Lower</p>	<p>186802</p> <p>Stabiliser Spud 65 165</p>	<table border="0"> <tr> <td data-bbox="678 322 925 515"> <p>Cat 1</p> <p>184464 Lift Arm 65 Lower Cat 1 LH</p> <p>184463 Lift Arm 65 Lower Cat 1 RH</p> </td> <td data-bbox="925 322 1133 696" rowspan="2"> </td> <td data-bbox="1133 322 1441 515"> <p>Cat 2</p> <p>184462 Lift Arm 65 Lower Cat 2 LH</p> <p>184461 Lift Arm 65 Lower Cat 2 RH</p> </td> </tr> <tr> <td data-bbox="678 515 925 696"> <p>LH</p> <p>RH</p> </td> <td data-bbox="1133 515 1441 696"> <p>LH</p> <p>RH</p> </td> </tr> </table>	<p>Cat 1</p> <p>184464 Lift Arm 65 Lower Cat 1 LH</p> <p>184463 Lift Arm 65 Lower Cat 1 RH</p>		<p>Cat 2</p> <p>184462 Lift Arm 65 Lower Cat 2 LH</p> <p>184461 Lift Arm 65 Lower Cat 2 RH</p>	<p>LH</p> <p>RH</p>	<p>LH</p> <p>RH</p>
<p>Cat 1</p> <p>184464 Lift Arm 65 Lower Cat 1 LH</p> <p>184463 Lift Arm 65 Lower Cat 1 RH</p>		<p>Cat 2</p> <p>184462 Lift Arm 65 Lower Cat 2 LH</p> <p>184461 Lift Arm 65 Lower Cat 2 RH</p>					
<p>LH</p> <p>RH</p>		<p>LH</p> <p>RH</p>					

<p>62053</p> <p>Lift Arm 65 165 LH - 30.25"</p>	<p>62052</p> <p>Lift Arm 65 165 RH - 30.25"</p>
--	--

<p>62053LONG</p> <p>Lift Arm 65 LH - 34.5"</p>	<p>62052LONG</p> <p>Lift Arm 65 RH - 34.5"</p>
---	---

<p>62900</p> <p>Lift Arm Assembly 65 165 Complete 34" Centre to Centre</p>	<p>62901</p> <p>Lift Arm Assembly 165 175 178 Complete Long 38.5" Centre to Centre</p>
---	---

<p>894208</p> <p>Stabiliser Bar 65 165 Adjustable Min 28 1/2"-723mm Max 36"-914mm 23mm Hole</p>	<p>53591</p> <p>Stabiliser Bar 65 165 185 265 565 Adjustable Min 832mm Max 1022mm 23mm Hole</p>
--	--

<p>61746</p> <p>Top Link Bracket 65-165</p>	<p>184555</p> <p>Rubber For Top Link</p>	<p>62054</p> <p>Link Pin & Chain 65</p>	<p>2044</p> <p>Chain Stabiliser - All Models Min 32 1/4" - 819mm Max 36 1/2" - 927mm</p>
--	---	--	---

Weld On Ends

2407



46 mm
Weld on End
Cat 1 Lift
Arm

2408



46 mm
Weld on End
Cat 2 Lift Arm

4086



95 mm
Weld on End
Cat 2 Heavy
Duty Lift Arm

4088



70 mm
Weld on End Cat
2 Heavy Duty Lift
Arm

51095




30 mm
Weld on
End Cat 1
Top Link

51094



30 mm
Weld on End Cat 2
Top Link

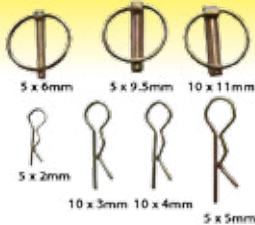
52883



95 mm
Lower Link
Cat 3 Weld
On End

Double R Clips

53057



Linch Pin & Grip Clip As-
sortment Pack Qty 50



3122 2.00 mm
1668 3.00 mm
1666 4.00 mm
3607 5.00 mm
3608 6.00 mm
3363 7.00 mm Large



2480 3.00 mm Double R Clip
2481 3.50 mm Double R Clip
2482 4.00 mm Double R Clip
2483 4.50 mm Double R Clip
2484 5.50 mm Double R Clip
2485 6.00 mm Double R Clip
2479 6.00 mm Double R Clip
2486 7.00 mm Double R Clip

646101



35/135 Stab. Stud
C/O Nuts

62794



Stabiliser Pin 19mm 3/4"
UNF 145 165 175 178 65
765 865

186802



Stabiliser Spud 65 165

897677



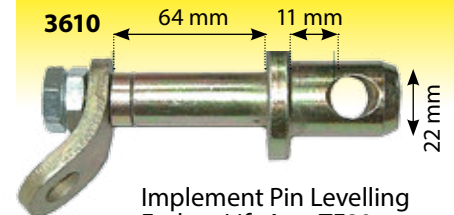
Eye Bolt Assembly
35 35X 133 135 140
45mm

897678



Eye Bolt Assembly
20D 35 - 4 Cylinder

3610



Implement Pin Levelling
Fork to Lift Arm TE20

Stabilisers, Chains & Brackets

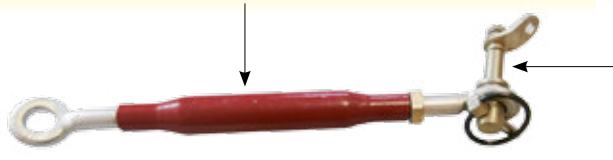
35 & 135

1395
Stabiliser Bracket
35 135 LH




1394
Stabiliser Bracket 35
135 RH

2805
Stabiliser Short Adjustable - Red
Adj Min 14 13/16" Max 18 17/32" (376mm x 471m)



3610



Implement Pin
Levelling Fork
to Lift Arm TE20
**Also 35 135
148**



646101
Stabiliser Stud 20 35
135 148 c/o nuts

1036
Linch Pin 7/16"
- 11mm



562620
Stabiliser Bar 3 Hole
Spring Steel Flat



1691
Stabiliser Bar 2 Hole Flat



2225



Chain Stabiliser 135 Heavy
Duty

62128



Chain Stabiliser 135

1863260



Chain Stabiliser 135 240 Chain OE Type
5 Link Short Version is 62128 - Heavy
Duty is 2225

2818



Stabiliser Bracket
135/240 RH & LH

646101



Stabiliser Stud 20 35
135 148 c/o nuts

2041



Check Chain 35 135 - PAIR

1824



D Shackle Clevis
Assembly

61601



Check Chain
Mounting Bracket
- PAIR

1861968



Massey Ferguson 148/240
Check Chain

165 168

2522963



Chain Stabiliser 188 165 390 590
** 62138 is Heavy Duty Rigid
Version **

62621

Stabiliser
Bracket
165 168
175 178
185 188
LH



62620

Stabiliser
Bracket
165 168
175 178
185 188
RH

61511

Stabiliser
Bracket
Square
Axle LH



61510

Stabiliser
Bracket
Square
Axle RH

2044



Chain Stabiliser (All Models)

893410



Check Chain 265 285 - 5 Link 62 x 12.5mm

1865159



ID 19mm OD 44.2mm

Stabiliser Spacer 165 300 Also 200
500 600 Series


Standard Top Links

1690



Top Link 16" Cat 1
Tube 16" (Adj. Min 20 3/4" Max 28 7/16")
** Ratchet Handle is 51770 **

1689



Top Link 20" Cat 2
Tube 20" (Adj. Min 25 3/32" Max 36 7/32")
** Ratchet Handle is 51770 **


51770



Handle for Ratch on Top Link
** fits 62108 1689 1690 1547 51720 **

62108

Top Link 16" Cat 1 & 2
** Ratchet Handle is 51770 **




1547

Top Link 20" Cat 1 & 2
Tube 20" (Adj. Min 24 27/32" Max 32 25/32")
** Ratchet Handle is 51770 **




1164

Top Link 165 188 21.5" Cat 2 + 2
(Adj. Min 26 1/2" Max 33")



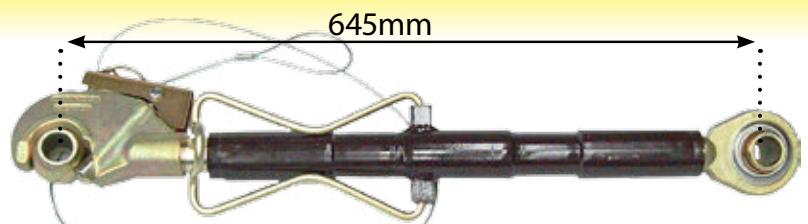
1165

Top Link 188 590 595 21" Cat 2
(Adj. Min 25" Max 34 1/2")



2525

Top Link Quick Release 3000 3100 6100's
Adjustment - Min 25" Max 29"



Standard Top Links

61611 Top Link 135 148 Cat 1/1
(Min 24" 610mm Max 30 1/4" 770mm)
** Use with 35" Lift Arm 1869289 **

1869289

Lift Arm 240 550 Lower
35" Centre to Centre



61612 Top Link 135 148 Cat 1/2
(Min 24" 610mm Max 30 1/4" 770mm)
** Use with 35" Lift Arm 1869289 **



61609 Top Link Assembly FE 35 135 Cat 1/1
(Min 23" / 590mm Max 29 1/2" 750mm)
** Use with 32" Lift Arm 182632 **

182632

Lift Arm 35 135 - Cat 1 / Cat 1
32" Centre to Centre



61610 Top Link Assembly FE 35 135 Cat 1/2
(Min 23" / 590mm Max 29 1/2" 750mm)
** Use with 32" Lift Arm 182632 **



62093

Top Link For TE 20
Original Type




63459

Top Link 35 135 148 Cat 1/2 Min 27" 685mm Max
33" 838mm OE Ref: 1870075M91



Linkage Pins

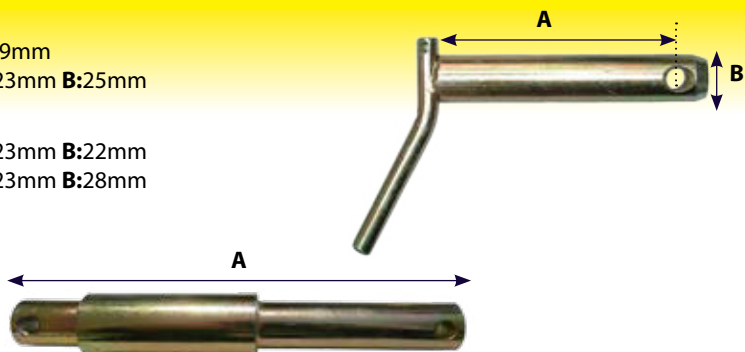
195591	Cat 1 Top Link Pin 3/4" X 95mm	A: 19mm B: 76mm
195589	Cat 1 Top Link Pin St. 3 3/4"	A: 19mm B: 102 mm
195590	Cat Top Link Pin 1 3/4" X 110mm	A: 19mm B: 110mm
1461	Cat 1 Top Link Pin Long 4 3/4"	A: 19mm B: 127mm
2363	Cat 2 Top Link Pin 188 4 5/16"	A: 25mm B: 110mm



4045	Cat 1 Top Link Pin	A: 123mm B: 19mm
4078	Cat 2 Top Link Pin C/O Handle	A: 123mm B: 25mm

4724	Cat 1 Lower Link Pin	A: 123mm B: 22mm
4723	Cat 2 Lower Link Pin	A: 123mm B: 28mm

4110	Cat 1/2 Link Pin Lower	A: 213mm
51115	Cat 1/2 Link Pin Lower	A: 230mm
2468	Cat 1/2 Top Link Pin	A: 170mm



53054 Linch Pin & Rubber Strap 5.5mm
53055 Linch Pin & Rubber Strap 9.5mm



Linkage Pins

1466
Split Pin 1/16" x 1"



1187
Cotter Pin Ford 10s



1236 Linch Pin 1/4" (6mm)
1235 Linch Pin 5/16" (8mm)
1036 Linch Pin 7/16" (11mm)



53492
Linch Pin
5mm Round

61714



Linch Pin c/o Link
Chain PAIR

53027



Linch Pin Safety 10mm

62011



Hinged Articulated Pin T20

180901




Hinged Articulated Pin 10
5/16" **Collar type for 20D -
USE 62011**




181229 Link Pin Cat 1 Lower Old Type
1867851 Link Pin Cat 2 Lower New Type
184356 Cat 2 Lower Link Pin 165/178

1245



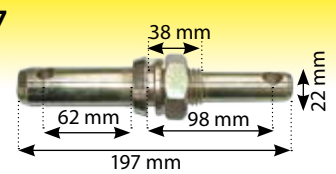
Implement Pin Cat 1 - 3/4"
UNF

1246




Implement Pin Cat 1 -
7/8" UNF 7/8 Shoulder

1967




Implement Pin 1 1/8"
BSW

4725




Link Pin 7" Cat 2
Lower

1997




Top Link Pin Cat 1 & 2
166mm Long

1387A



Implement Pin Cat 1 -
7/8 UNF

1103



Implement Pin Cat 2 -
7/8" UNF 7/16 Shoulder

52881



Lower Link Pin Cat 2

61831

Top Link
Bush LH



61832

Top Link Bush RH

353927



Castle Nut 5/8" UNF

Standard Top Links

Date:..... **No. of Pages:**.....
Name of the Rep:..... **A/C Number:**.....
From:..... **e-mail:**.....
Phone No.:..... **Fax No.:**.....

Please quote for the following parts - Quotation Number :
 I wish to confirm the following order on Quotation Number:
 Please supply the following parts:

Please photocopy this page

Please do not remove this page

Qty	Part No.	Description	Unit Price
1.			
2.			
3.			
4.			
5.			
6.			
7.			
8.			
9.			
10.			
11.			
12.			
13.			
14.			
15.			
16.			
17.			
18.			
19.			
20.			
21.			
22.			
23.			
24.			

Comments:

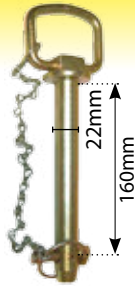
Customer Signature: _____ **Rep's Signature:** _____

Tel No: + 353 44 934 1638


e-mail: info@qtponline.com, www.qtponline.com

Page of

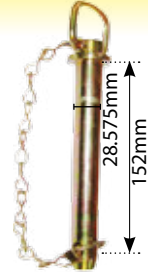
Tow Pins



1006
Tow Pin 7/8" Cat 1 c/w Chain
48-07 - 8mm handle



1755
Tow Pin 6" Heavy c/w Chain
1" Thick



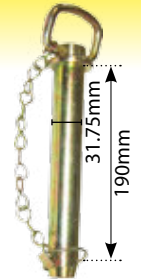
1779
Tow Pin 6" 1 1/8" Thick



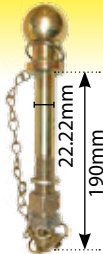
63291 Hitch Pin
TE20 TEA20 TED20
TEF20 TO20 With
Linch Pin and Chain
3/4" x 4 1/2"



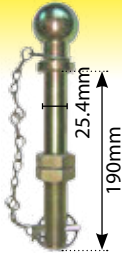
52882
Hitch Pin 1 3/8" x
7 3/16" Zinc Gold
Passivat




4163
Tow Pin 1 1/4" c/o
Heavy Chain 1 1/4" X
7 3/16"




3642
Ball Hitch Pin & Chain 7
1/2" x 7/8"



4672
Hitch Ball 7 1/2" x 1"
Pin & Chain




1403
Hitch Pin and Ball
1 1/4"




1386
Hitch Pin 7/8"
Short Ball



53484
Ball Hitch Pin
Short 350kg



53479
Ball Hitch Pin
Short 500kg



53480
Ball Hitch Pin
Short 2000kg



53482
Ball Hitch Pin 3/4" ATV
50mm Ball 350kg

Massey Ferguson Hitch Parts

Swinging Drawbars

62057

Pick Up Hitch 165
390 690 Conversion
Kit



62058

Pick Up Hitch 135
165 Conversion
Kit
Round Axle **
Swinging Drawbar
Kit 63337 **



62346

Top Arm Bracket RH
Suits Pick Up Hitch



62347

Top Arm Bracket LH
Suits Pick Up Hitch



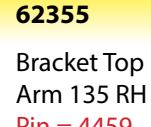
62356

Bracket Top Arm 135 LH
Pin = 4459



62355

Bracket Top
Arm 135 RH
Pin = 4459



1666108

Auto Hitch Lift Rod Assembly



62341

Strap for Hitch Lift Rod
Suits Pick Up Hitch



62342

Latching Hook Support Bracket LH



62343

Latching Hook Support Bracket RH



62335

Bolt Latching Hook Bracket
Suit Pick Up Hitch



62336

Release Handle c/o Knob
Suits Pick Up Hitch



62337

Handle Release Pivot
Bracket Pick Up Hitch



62340

Z Bar Suits Pick Up
Hitch



62338

Spring Z Bar Suits
Pick Up Hitch



353631



353433



353427

Nut 5/8" UNF Zinc &
Yellow



1/2/500'S Hitch Parts

1661857



Pick Up Hitch Latching Hook



358956

Pick Up Hitch Circlip



200191

Grease Nipple 1/4' UNF for Hub

62344



Lock Housing Bracket LH Suits Pick Up Hitch

62345



Lock Housing Bracket RH Suits Pick Up Hitch

61215



Pick Up Hitch Hook Heavy Duty

886231

Stopper Plate for Pick Up Hitch Under PTO



886166




Short Inner Pull Bar Pin

1867909



Pull Bar Locating Pin

886162



Hitch Pin 9 3/4" - New Type

886163



Hitch Pin 12 11/16" - New Type

886224



Drawbar Pin MK2 200 300 - 16.5"

41708



Levelling Box Pin Major RH 5/8 x 117mm

4459



Pick Up Hitch Pin & Lift

Massey Ferguson Hitch Parts

3811



12' Cranked Towing Ring 30mm Thick

6842



Trailer Hitch 12" Straight Shank H/D 40mm Th

3788



Trailer Hitch Straight Shank 12" 30mm Thick

2278



Hitch Stud 3/4" Long

353964



PTO Stud 7/16' UNF x 7/16' UNC x 2 1/4"

1860900



PTO Plate Stud 2 5/8x1/2UNC/F

824387



Hitch Stud 2 3/4' Long 5/8"

1723



Bush For Drawbar Pin & Hitch

886231




Stopper Plate for Pick Up Hitch Under PTO

886164



Drawbar 135 c/o Clevis - Original Normal Duty ** Clevis 874948 **



874948

Clevis Drawbar ** 886164 is Complete Drawbar ** 50mm Centre of Hole to Centre of Hole

1015



Drawbar with Clevis Clevis No. 824360** 51269 is Drawbar Kit **

1869060



Drawbar Heavy Duty

883877



Pick Up Hitch Pin 14 3/8' Normal Duty

645930



Hitch Stud 2 3/8" Long 5/8" Nut & Washer to be added

357783



Allen Head Screw 1/2 X 2 UNC


51616

Hitch Stud Kit 5/8" (4 of each)



51617

Hitch Stud Kit 3/4" (4 of each) 353436 x 4 353440 x 4 2278 x 4



53498

PTO Stud Kit 7/16 UNF Massey Ferguson 35



Massey Ferguson Hitch Parts Swinging Drawbars


62543

Swinging Drawbar
TEF 20 Dexta



1661768

Swinging Drawbar Kit
188 290



63337


Swinging Drawbar Kit 135
165 With Normal Duty



51269


Swinging Drawbar Kit 35
35X 135 **2 Pins for centre
1867909**

62009




Hitch 35 T Bar Kit

62284



T bar Hitch - T Piece Section

62286



T Bar Hitch - Hook and Locking
Mechanism

62287

T Bar Hitch - Bottom
Plate Only
Part of 62009



62285



T bar Hitch Stabiliser Bar x 2 790mm(31") Pa
Part of 62009

Sealant & Gasket Paper



1861108
Silicone Sealer - 80MII



1861117
Gasket Sealer - 100G



1475
Silicone Sealer 300Ml




1478
Gasket Sealer 350G

Gasket Paper Plain

Sold Per Metre

3167 - 0.80 Mm Paper
3168 - 1.00 Paper



Sold Per Metre

3171 - 3 Mm Cork



N Gaskets



48811
Valve Cover Gasket Fordson
8N 9N



48810
Head Gasket Fordson 8N 9N
Metal



48809
Exhaust Manifold Gasket
Fordson 8N 9N KIT



48831
Governor Housing Gasket Fordson
2N 8N 9N



48800
Carburettor Repair Kit
Fordson 2N 8N 9N



48833
Oil Pump Cover Inlet
Gasket Fordson N's
600/700/800/900

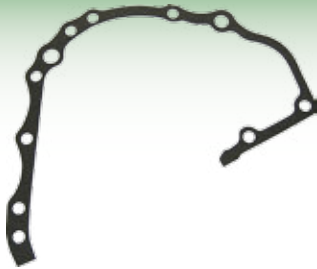


0490481
Exhaust Manifold Gasket 35X Dexta [OE Ref: 731268M1](#)



48827
Oil Relief Valve Gasket
Fordson 2N/8N/9N

N Gaskets



48828
Fordson 8N Front Cover Gasket <263843 Serial



48829
Fordson 8N Front Cover Gasket >263843 Serial



48812
Gasket Fordson N Carburettor
Bowl to Body 801/901



48841
Gasket Fordson N's Carburettor
Bowl to Bod NAA/2N/600/700/8N/
800/9N/900



48838
Air Cleaner Gasket Fordson
NAA 600 8N



41625
Engine Set Dexta & Te20
(P3 Engine)



41624
Sump Gasket Set P3 Dexta



41962
Sump Gasket Set Dexta Super
Dexta

Major & Super Major Gaskets



1094
Head Gasket Fordson Major Standard** USE 48853 **



48853
Head Gasket Fordson Major Heavy Copper Type




1095
Rocker Cover Gasket Major



41459
Engine Side Cover Gasket Super Major

3056
Head Gasket Set Major



43147
Rope Seal For Crankshaft Major Super Major



41475
Timing Cover Gasket Super Major - Front




41469
Exhaust Elbow Gasket Super Major



41219
Air Intake Manifold Gasket Super Major



41300
Timing Cover Gasket Major



1096
Sump Gasket Set Major Super Major



43147
Rope Seal For Crankshaft Major Super Major



41463
Cylinder Head To Block Seal Major

2/26/2610/3000 Gaskets

1279
Head Gasket Ford
2000 3000



3741
Sump Gasket Set
Ford 2000 3000 4000
4600




4/4600/4610 Gaskets



1213
Head Gasket Ford 4000
4600 Genuine ** 1213R
is Replacement Type **



2384
Hydraulic Pump Gasket Ford
4600



2055
Head Gasket Set Ford
3610 4110 4600 4610
c/w Genuine Head
Gasket



3741
Sump Set

3 Cylinder Individual Gaskets



2069
Sump Gasket Ford
2610 4610



2070
Timing Cover Gasket
Ford



2065
Rocker Cover Gasket
Ford 4000 After 1965

1173
Exhaust Manifold Gas-
ket Ford 4000 4600



1173S
Exhaust Manifold Gasket
Ford 3 Cylinder Steel



1398
Water Pump Gasket
Ford Dexta 2000 5000



1402
Water Pump Gasket
Ford Inside



1171
Gasket Crankshaft Seal Ford
Rear **Seal & Gasket kit -
2269 **



3863
Thermostat Gasket Ford -
All Models



1279
Head Gasket Ford
2000 3000



3240
Hydraulic Pump Gasket
Ford 6600 7610



4156
Exhaust Elbow Gasket
Ford



3675
Oil Pump Gasket
Ford




2071
Air Intake Manifold Gasket Ford 3 Cylinder



3927
Air Intake Manifold Gasket Ford 3610


Assorted Gaskets



1176
Centre Housing Gasket Ford
5000 40s



1196
Lift Cover Gasket Ford 4000



2384
4/4600 Hyd. Pump Gasket




3388
Hydraulic Pump Gasket Ford 5000




3862
Hydraulic Pump Gasket Ford 40
7610




3861
Hydraulic Pump Gasket Ford 6600
7600



3245
Gearbox Lid Gasket Ford 5000




1523
Trumpet Housing Gasket Ford




1524
Input Housing Gasket Ford



1177 Lift Cover Gasket Ford



409917
Rocker Cover Gasket Ford 6
Cylinder Genuine 7810 7910 8210
TW 8530 8630 8730 8830




41878
Head Gasket Ford TM120 -
TM190



1406
Gear Box Lid Gasket Ford
4000 4600



401961
Head Gasket Ford 7840 8240 TS115



19491
Head Gasket Ford TW 7810 7910 8210

Glaser

Ford Engine Parts



41023
Liner Major Engine
100mm (1961-1965)
Double Groove



41113
Liner Seal Super
Major (5mm)



41576
Liner Seal Major Su-
per Major (2.9mm)



41110
Liner Major Super Major -
100mm Bore (1957-1961)
Single Groove



41112
Liner Seal Major for
41110 Liner (5mm)



61899
Liner Dexta P3-144
Perkins Engine



41024
Liner Ford Semi
Finished 4.4

41060
Piston & Pin Power/Super Ma-
jor (100mm) Major 1957-1965



41322
Piston Ring Major
Standard 100mm



41622
Piston Rings For Dexta

41217
Ring Gear Dexta / Super
Dexta A3.144 A3.152



41476
Ring Gear Fordson Major
Flywheel



Engine Kits



43219
Engine Kit Fordson Dextra



43220
Engine Kit Fordson Super Dextra

COMPONENTS - FORDSON DEXTA, SUPER DEXTA

43208 Piston Fordson Dextra 88.92 Bore



50044

43209 Ring Set Fordson Dextra



745823M91

43210 Liner Fordson Dextra



81803819

43214 Liner Fordson Super Dextra Unfinished

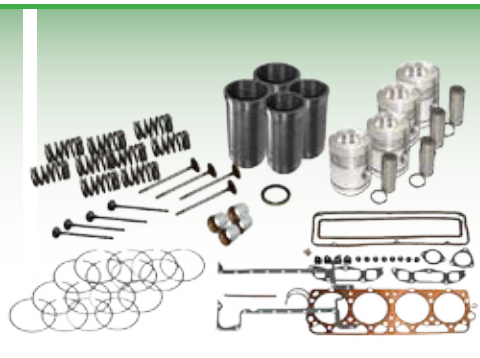


81803820


ENGINE KITS - FORDSON MAJOR, POWER MAJOR, SUPER MAJOR



43221 Engine Kit **Fordson Major**



43222
Engine Kit **Fordson Power Major**



43223
Engine Kit **Fordson Super Major**

COMPONENTS - MAJOR, POWER MAJOR, SUPER MAJOR

43215

Conrod Bush Fordson Major Power Major Super



E1ADKN6207B

43216

Valve Spring Fordson Major Power Major Super



E1ADDN6513

43217

Exhaust Valve Fordson Major Power Major Super



723F6505ABA

43218

Inlet Valve Fordson Major Power Major Super



E1ADDN6507

41060

Piston & Pin Power/Super Major (100mm)



81710338

41107

Piston & Pin Fordson Major 100mm 1952-1956



E1ADDN6110J

43289

Big End Bearings Ford Major Power Major Super Major



81854542 x 4

Engine Parts & Frost Plugs



41468
Inlet Valve Seal Super Major



41461
Injector Seal Super Major



41463
Major Cylinder Head To Block Seal



41439
Valve Tappet Major



41524
Front Crank Seal Ford Dexta Super Dexta



41582
Grommet Ford 2/3/3600



4280 21mm

Frost Plug

4083 22mm

Frost Plug

3959 29mm

Frost Plug

4084 38mm

Frost Plug

4085 40mm

Frost Plug

4086F 44mm

Frost Plug (Long Type)

41692 41.27mm

Frost Plug



41473
Fuel Tank Cap Super Major



41225
Engine Oil Filler Cap Dexta / Super Major Dexta/Super Dexta/Fordson/ Fordson SuperMajor



41460
Leak Off Pipe Major



41642
Pipe Filter To Injector Pump Fordson Major



4119
Dipstick Ford 2600 - 7600 Engine



41484
Injector Pipe Set Super Major



4344
Stopper Cable Ford 3 Cylinder (1.4mtr)

Engine Parts



41224
Oil Pump Shaft Fordson / Super Major

3329
Oil Pump Shaft & Gear Assembly
7810 Major Ford 7810/8/8600




3483
Oil Pump Super Major

41776
Throttle Lever Super Dexta Major



41909
Throttle Linkage Super Dexta Large



42043
Throttle Linkage Super Dexta Small



42044
Throttle Linkage Dexta Medium - Standard



41910
Throttle Linkage Super Dexta Medium



41911
Throttle Linkage Dexta Small



42045
Throttle Linkage Dexta Large - Standard



41458
Fuel Lift Pump Super Major c/o Glass Bowl



4659
Fuel Lift Pump Major



41533
Rubber Gasket for Glass Bowl



41528
Glass Bowl for Lift Pump Fordson Major



41535
Seal Major for Injection Pump



41752
Buffer Injector Pump Major / Super Major




41383
Fuel Lift Pump Dexta

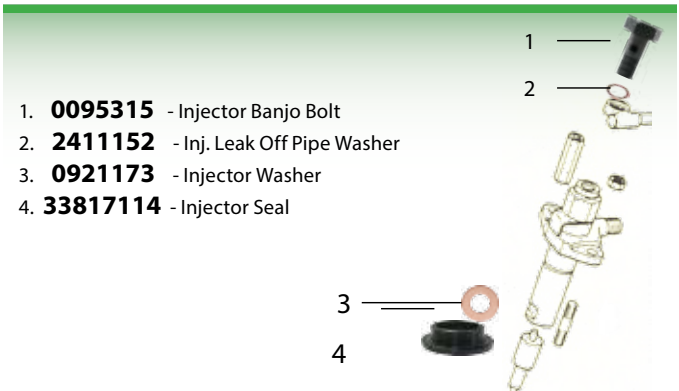


43204
Fuel Lift Pump Ford D Series Fordson Major & Combines

Fuel Filter Assembly



- 1. **1698** Rubber Ring
- 2. **922165** Washer Under Glass Bowl
- 3. **1830702** Fuel Filter Stud Assy
- 4. **3392** Washer For Bleed Assy
- 5. **922169** Fuel Filter Bleed Screw
- 6. **991045** Fuel Filter Assembly Single Imperial



- 1. **0095315** - Injector Banjo Bolt
- 2. **2411152** - Inj. Leak Off Pipe Washer
- 3. **0921173** - Injector Washer
- 4. **33817114** - Injector Seal



- 33811114** 5/16" Olive
- 376524** 3/16" Olive
- 376525** 1/4" Olive

7111353
Imperial
(U.N.F) Head



7123351B
Small Bleed Screw

7123352B
Large Bleed Screw

3834
Dual Imperial
U.N.F. Head



62313 Fuel Filter Bowl
Aluminium
C/O Stem
& Tap



894225
Throttle
Clip

922911
Stop Rod Clamp
135



2656818
Dual Filter Assy



991045
Single Fuel
Filter Assy



3760
Fuel Filter Ass Aluminium
Bowl



1028371
Fuel Line
Sediment Bowl



7111429
Cav Glass Bowl
Washer=**922165**



7111403
Deep Filter Glass
Bowl



1049
9Mm Glass Bowl-
Bosch



1581
Aluminium Type Filter
Bowl



7111493
Aluminium Fuel Filter
Bowl

Fuel System Parts



Nylon Fuel Pipe

- 3904** 1/4" Nylon Pipe (30 Meters)
- 3903** 5/16" Nylon Pipe (30 Meters)

Steel Fuel Pipe

- 1917** 3/16" Steel Pipe (10 Ft)
- 1910** 1/4" Steel Pipe (10 Ft)
- 1905** 5/16" Steel Pipe (10 Ft)

Rubber Fuel Pipe

- 2604** 3/16" Fuel Hose (10 Mtr)
- 4525** 3/16" Fuel Hose (Per Mtr)
- 2605** 1/4" Fuel Hose (10 Mtr)
- 4526** 1/4" Fuel Hose (Per Mtr)
- 2606** 5/16" Fuel Hose (10 Mtr)
- 2607** 3/8" Fuel Hose (10 Mtr)
- 4528** 3/8" Fuel Hose (Per Mtr)



61348
Fuel Filter Blanking Plug



61709
Blanking Plug Kit For Fuel Filter Head

- 1721** 3/16" Barrel Olive
- 1296** 1/4" Barrel Olive
- 1297** 5/16" Barrel Olive
- 3430** 3/8" Barrel Olive



61702
Fuel Filter Head Banjo Bolt



61707
Fuel Filter Head Blanking Plug All Models



1850167
20/35 Fuel Assembly Screw



Part No.	I.D.
3970	3/16"
3971	1/4"
3972	5/16"
3973	3/8"



41568
Fuel Tap Brass 2000 3000 4000 5000 7000
Fits 2636/46/56/66/7600 3900 ** Gauze
1426 * 4100 57/6700 5900 7600 7700 Ford-
son Major



1978
1/4" Male Fuel Line Nut



1924
5/16" Male Fuel Line Nut



1974
3/16 Union Male Oil Pressure

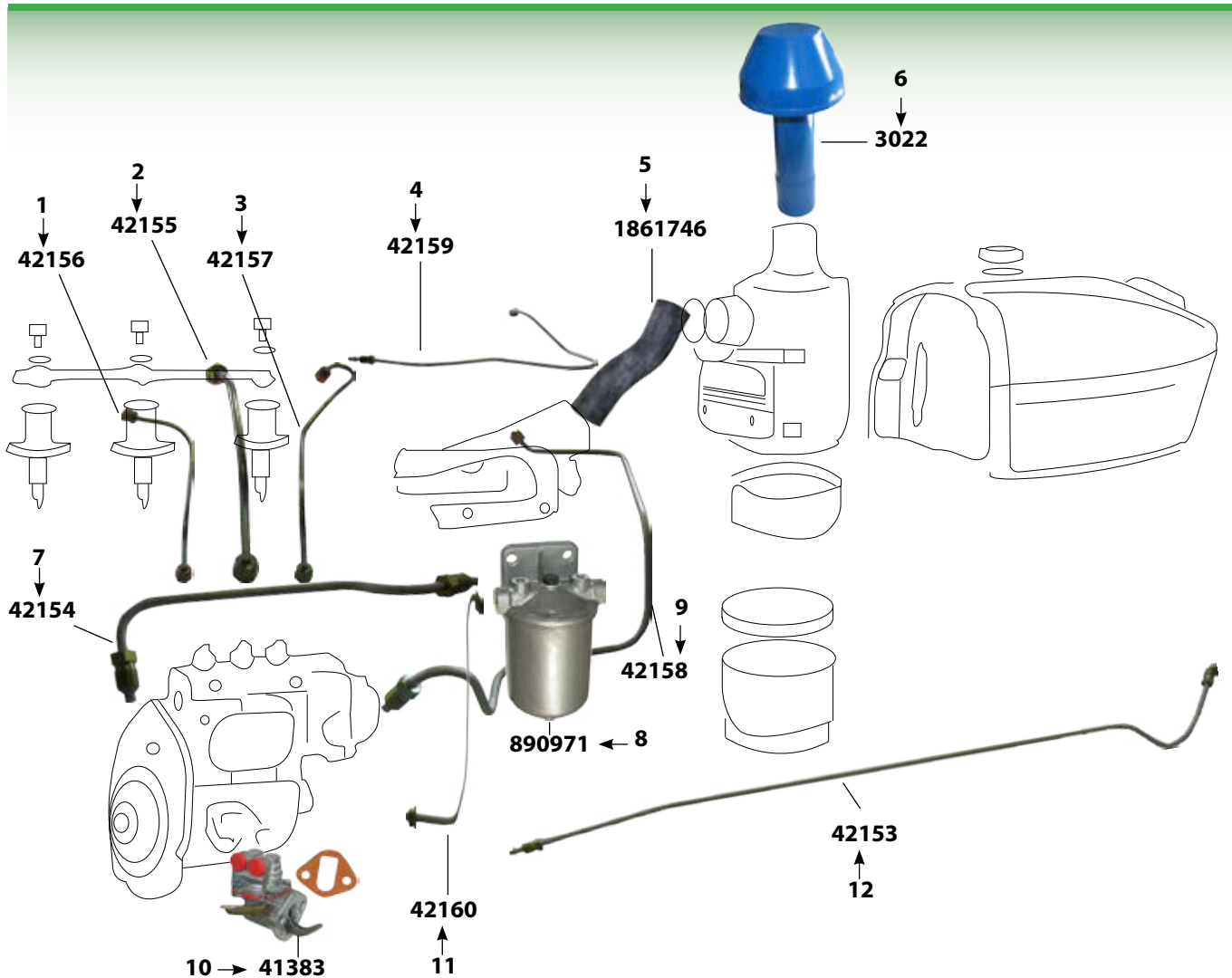


1975
3/16 Male Heater Plug Pipe



1973
3/16' Union Female Oil Press Pipe

Fordson Dexta Fuel System



1 42156
Injector Pipe Dexta - No 2
1957 - 1962

2 42155
Injector Pipe Dexta - No. 1
1957 - 1962

3 42157
Injector Pipe Dexta Rear -
No. 3 1957 - 1962

4 42159
Fuel Pipe Dexta Leak Off
Rail to Tank 1957 - 1962

5 1861746
Air Hose Dexta / Super
Dexta

6 3022
Air Filter Hat Ford 2000
3000 - 54 x 7" Pipe
Pre-Cleaner

7 42154
Fuel Pipe Dexta Filter
to Injection Pump Oute
1957 - 1962

8 890971
Fuel Filter Assembly 35X
Fordson Major Dexta

9 42158
Fuel Pipe Dexta Injec-
tion Pump to Inlet Manif
Injection Pump to Inlet
Manifold

10 41383
Fuel Lift Pump Dexta

11 42160
Fuel Pipe Dexta Filter to
Injection Pump Inne Inner
1957 - 1962

12 42153
Pipe Dexta Tank To Pump
Year 57 - 62

Date:..... **No. of Pages:**.....
Name of the Rep:..... **A/C Number:**.....
From:..... **e-mail:**.....
Phone No.:..... **Fax No.:**.....

Please quote for the following parts - Quotation Number :
 I wish to confirm the following order on Quotation Number:
 Please supply the following parts:

Please photocopy this page


Please do not remove this page

	Qty	Part No.	Description	Unit Price
1.				
2.				
3.				
4.				
5.				
6.				
7.				
8.				
9.				
10.				
11.				
12.				
13.				
14.				
15.				
16.				
17.				
18.				
19.				
20.				
21.				
22.				
23.				
24.				

Comments: _____

Customer Signature: _____ **Rep's Signature:** _____


Exhausts



1415
Exhaust
Dexta
& Super
Dexta
Silver


Clamp
3067

840 mm
40 mm



41056
Exhaust Ford
Major Silver

1050 mm
45 mm




41729
Exhaust
Ford Pre
Force - 2
Piece

Clamp
3067

1045 mm
50 mm


Exhaust Elbows



3244
Exhaust Ford 2000
3000 4000 5000
Black Enamel

Clamp=4137

1100 mm
50 mm




4414
Exhaust Elbow Ford
4600 6600

Gasket=4156

40mm
430 mm
250 mm

Exhaust Caps

Weather Caps



- 3066 Exhaust Clamp 38 mm
- 3283 Exhaust Clamp 41mm
- 3067 Exhaust Clamp 45 mm
- 4137 Exhaust Clamp 51 mm
- 1327 Exhaust Clamp 54mm
- 1326 Exhaust Clamp 57 mm
- 1633 Exhaust Clamp 64 mm
- 1637 Exhaust Clam P 66 mm
- 51203 Exhaust Clamp 70 mm
- 51201 Exhaust Clamp 80 mm
- 51202 Exhaust Clamp 92 mm



- 61579 Weather Cap 43 mm
- 3415 Weather Cap 70 mm
- 3264 Weather Cap 83 mm

Exhaust Manifolds



4687
Exhaust Manifold
Ford Dexta
Gasket=0490481



41057
Exhaust Elbow
Major
Gasket=41469



41218
Inlet Manifold Gasket
Dexta / Super Dexta



41233
Exhaust Manifold
Ford Major - In
Line Holes (In Line
Holes)
Gasket=42072
Bolt=62202
Nut=62298



41335
Exhaust Manifold Ford
Major (Year 4/57-1964)
(Staggered Holes)
Gasket=41219
Bolt=62202
Nut=62298



1173
3 Cylinder Exhaust
Manifold Gasket



2149
Exhaust Manifold Ford 3000 4000
Gasket=1173 & 1173S



2150
Exhaust Manifold Ford 5000
Gasket=1174 & 4121



1173S
3 Cylinder Exhaust Manifold Gas-
ket Steel (2 For 6 Cyl. Engines)



2933
Exhaust Manifold Ford 4610
Gasket=1173 & 1173S



41357
Exhaust Manifold Ford 6600 6610
Gasket=1174 & 4121



0490481
Dexta Exhaust
Manifold Gasket



1030
Exhaust Manifold Ford TW 10 60 Rear TW10 20 30 From '76
TW5 15 25 35 From '83 7810 8210 8530 8630 8730 8830
Gasket=1173 & 1173S



2353
Exhaust Manifold Ford 7810 8210 TW Turbo TW10 TW20
TW30 From 76 TW5 15 25 35 From '83 7810 8210 8530 8630
8730 8830 - Front
Gasket=2365



1174
Exhaust Manifold Gasket Ford
5000
Gasket=409734
Gasket=409734R



41219
Fordson/Super Major
Inlet Manifold Gasket Set

Cooling

Water Pumps & Hoses



48823
Water Pump Ford 2N 8N
9N c/w Pulley



3227
Water Pump Major

Pulley = 41477

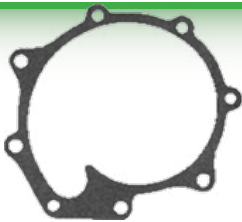


41477
Water Pump Pulley Super
Major

pump = 3227



41226
Water Pump Ford Dexta &
Super Dexta



1398
Dexta Water Pump
Gasket



1922
Water Pump Ford 2000
3000 4000 Single Pulley
5000 6600



48814
Hose Radiator Fordson
8N Bottom



48815
Hose Radiator Fordson N's Bottom



41046
Hose Water Filler
Dexta Hose Clip 2440

Hose Clip = 2440



4053
Hose Radiator Ford Dexta
Top (935) Hose Clip 2440

Hose Clip = 2440



4054
Hose Ford Dexta Bottom
(487) Dexta F3.144 and Super
Dexta F3.152

Hose Clip = 2440



41069
Hose Major Super
Major Radiator Filler
ID 45MM OD 55MM
Centre to Centre 220

Hose Clip = 2413



Hose Clip = 2426

4056
Hose Major Bottom
(311) Major - Super -
Power



4055
Hose Radiator Major Power
Super Top (310) 445



41068
Hose Air Breath-
er / Filter Major



41784
Water Filler Neck
Bracket Major / Dexta

Hoses Clips

Original Type



Part No	Diameter (""")	Diameter (mm)
50999	5/16" - 15/32"	8-12
50998	3/8" - 5/8"	10-16
50997	15/32" - 3/4"	12-20
50996	5/8" - 1"	16-25
50995	23/32" - 1"	18-26mm
50992	7/8" - 1 3/16"	23-36
50991	1 27/64" - 1 39/64"	36-41mm
50990	1 21/32" - 1 27/32"	42-47mm
50989	1 49/64" - 1 31/32"	45-50mm
50988	1 5/16" - 2 3/8"	40-60mm
50986	2 3/8" - 3 3/16"	60-80
50985	2 3/4" - 3 1/2"	70-90

Standard Type



Part No	Diameter (mm)	TYPE
2340SS	9.5-12	Stainless Steel
2345SS	11-15	Stainless Steel
2346SS	12-20	Stainless Steel
2357	16-25	
2357SS	16-22	Stainless Steel
2364SS	18 - 25	Stainless Steel
2394	23-35	
2394SS	25- 35	Stainless Steel
2396	28-48	
2397SS	30 40	Stainless Steel
2413SS	35-50	Stainless Steel
2426SS	45-60	Stainless Steel
2440	50-70	
2440SS	55-70	Stainless Steel
2441SS	60-80	Stainless Steel
2443	70-90	
2443SS	70-90	Stainless Steel

Small Hose Clips

Part No	Diameter (mm)
59659	11
59660	13
59658	14
59661	17



Heavy Duty Clamp

Part No	Diameter (mm)
51934	122 - 130
51933	113 - 121



Cooling Parts

Part No.	Models	Description	Dimensions
1936	Dexta & Major	Cogged	12.5 X 1125
2275	2000 3000 4000 5000		13 X 1375
3790	200 500 10's 100's		13 X 1400
2240	7600	Double Pulley	13 X 1225
3370	66/76	Alternator Belt Double Pulley	13 X 765
4423	76/7610	Double Pulley Main Belt	
4456	76/7610/7810	Short	13x800
4254	7810 Late	Long	13 X 1150
4794	8210 TW5 10 15 20		13 X 1470



4058
Thermostat Ford
78;



4398
Thermostat Ford 82;
c/o Pin Case CX70 80
90 3000 Series John
Deere 40 Ford 40 60
M TM TS



3868
Thermostat Ford
74;



48808
Radiator Cap
Fordson N's
2N/8N/9N
(1943-1952)



41228
Radiator Cap Fordson
Super Major



41805
Radiator Cap
Fordson



4023
Radiator Cap Ford 7lb



2083
Radiator Cap -
10 LB.



41216
Thermostat Housing
Fordson Super Major
Gasket = 3863



48837
Thermostat Fordson 2N 8N
9N 180;



1851095
Radiator
Tap



41593
Radiator Cowl Ford
3000 3610 2000 3000
4000



41501
Radiator
Fordson Dexta
Standard



41559
Radiator Fordson
Super Dexta



41427
Radiator Major
Standard & Power
Core 435mm wide
x 470mm high



41560
Radiator Super
Fordson Major



4825
Radiator Ford 2000
3000 4000 - 4 Row




4826
Radiator Ford 5000
6600 - 4 Row

Air Filters

Air Filters

409840 - Kit



Air Filter Kit Ford 5600 6600 Made from 1405 & 1408 OE Ref: 83908360 & 83908365

41098 - Kit



1416
Air Filter Ford 4600 Outer

1417
Air Filter Ford 4600 Inner & David Brown 1390

Oil Filters



1664
Engine Oil Filter Ford Paper



1344
Oil Filter Ford County 1004
1124 115mm long 96mm wide




41785
Oil Bath Filter
Dexta



2723G
Engine Oil Filter Ford 4600
6600 5030 Short



4230G
Engine Oil Filter Ford 7610
5030 4 Cylinder T



26540132
Major Oil Engine
Filter



48846
Oil Filter Fordson 2N
8N 9N

Hydraulic Filters



41067
Hydraulic Filter Major
- Long From 1956 to
12/1958



41812
Hydraulic Filter Fordson Major 5000
7000 **Long Version is 41067**
Includes Super & Power Major

Fuel Filters

32327
Ford Major Fuel Filter



1782
Ford Fuel Filter



1782B
Ford Fuel Filter Old Style Serigraphy



41846
Fuel Filter Dexta Major Length 84.5



26566602
Fuel Filter Ford TW 200 500



1064G
Hydraulic Filter Ford 7610 Engine Mounted



1662G
Hydraulic Filter Ford Back End - Genuine *** Engine Mounted Filter is 1064G ***



P/S Pump Filter

1669
Power Steering Pump Filter Ford Massey Ferguson 699 David Brown



Filters



41827
Air Filter Assembly
Cover Ford 2000 3600
** Petrol Type **



41793
Oil Bath Bowl Super
Dexta



41890
Engine Breather Standard
Major Blue
With Mesh Filter Hole ID
16.7mm



41889
Engine Breather Super
Major Grey Hole ID
12.30mm



41325
Oil Bath Assembly
Ford 2000 3000



41326
Oil Bath Assembly
Ford 5000



3798
Pre Cleaner Ford 5000 -
Plastic - 57mm Air Hat



41569
Major - Blue
(Diesel)



3022
Air Filter Hat
Ford 2000 3000 7"
Pipe - 54.00 mm



3029
Air Filter Hat
Ford 4000 - 58mm
Also Major



3045
Air Filter Hat Ford
6600 - 64mm
Also Fits 4100 4600 5600
5900 6600 6700



41969
Pre Cleaner Dexta Blue
Diesel - 50mm Air Hat



41856
Air Hat Ford 5000 Black -
55mm Pre Cleaner

Track Rod Ends




41390
Track Rod End Boot Seal



41391
Boot Seal Small

2000/3000 2WD



4000
Track Rod End Dexta 2000
3000 Front

4001
Track Rod End Dexta 2000 3000
Back

2000/5000



4002
Track Rod End Ford 4000 4600
Screw In



4003
Push In Track Rod End



4004
Track Rod End Ford
4000 4600



1298
Track Rod End Ford 4610
Front Push in



2217
Drag Link 4000 4600



2442
Track Rod End Ford 4000 Tube
Suits Manual Steering
Also fits Models 4100 4330 4340

P/S Conversion Kits



51070
Power Steering Kit Ford 2000 3000 3600




41318
Power Steering Kit Ford 4000 4600



41376
Power Steering Conversion Kit Ford 5000



41867
Top Arm Ford 2000 3000 (AHS only)



41511
Power Steering Ram Ford 4600
** 41318 is Kit **



41864
Track Rod End Ford 2000 4000 5000
(AHS only) Fits PS kits 41376 41733
41318



41865
Track Rod End Ford 4000 5000 (AHS
only) Fits PS kit 41318

Fordson Major Axle Parts



3113
Stub Axle Brass Bush
Major



3112
Stub Axle Seal Major



3114
Stub Axle Bearing
Major



2768
Stub Axle Kit Major



41062
Spindle Major LH

41061
Spindle Major RH



41097
Major Double Splined Arm
LHLH



41506
Major Splined Arm Pin & Bush



42002
Ball Joint End Major
Original Drag Link



41096
Major Single Splined Arm RH
RH




41966
Front Axle Super
Major c/o Grease
Nipple 1961-64



41967
Pin A Frame Axle
Support Super Major
1952 to 1960 ** 41966
is Front Axle Pin **



41213
Hub Cap Major



14118/14283
Wheel Bearing
Major Outer



41242
Wheel Hub
Fordson & Super
Major Front



352/355X
Wheel Bearing
Major Inner



2005
Major Stub Axle
Bush

Fordson Steering

41244
Steering Shaft Fordson / Super Major 25 7/8"

41509
Steering Worm Major 24 1/2"

41245
Steering Shaft Nut Fordson Super Major

41772
Steering Repair Kit Dexta Standard

41483
Rocker Shaft Major Ford 4000 4600 4610

2932
Steering Box Bearing Kit Ford 4000 4600

48844
Steering Shaft Worm Gear Thrust Bearing Fordson N's 2N/700/9N Thrust Bearing

42019
Steering Column Shim Ford 2000 3000.15mm

41527
Steering Shaft Nut Super Major

41543
Steering Seal Top Dexta / Super Dexta

41385
Steering Wheel Nut Dexta

42018
Steering Column Shim Ford 2000 3000 0.25mm

3293
Steering Box Ford 4000 Manual

4950
Steering Wheel Major

4949
Steering Wheel Dexta 1 1/4" Fine Spline

4948
2/3/5/66 Steering Wheel + Cap

1741
Steering Box Bearing 2" O.D.

4091
Ford Steering Wheel Nut

4448
2/3000 Steering Worm (730mm)

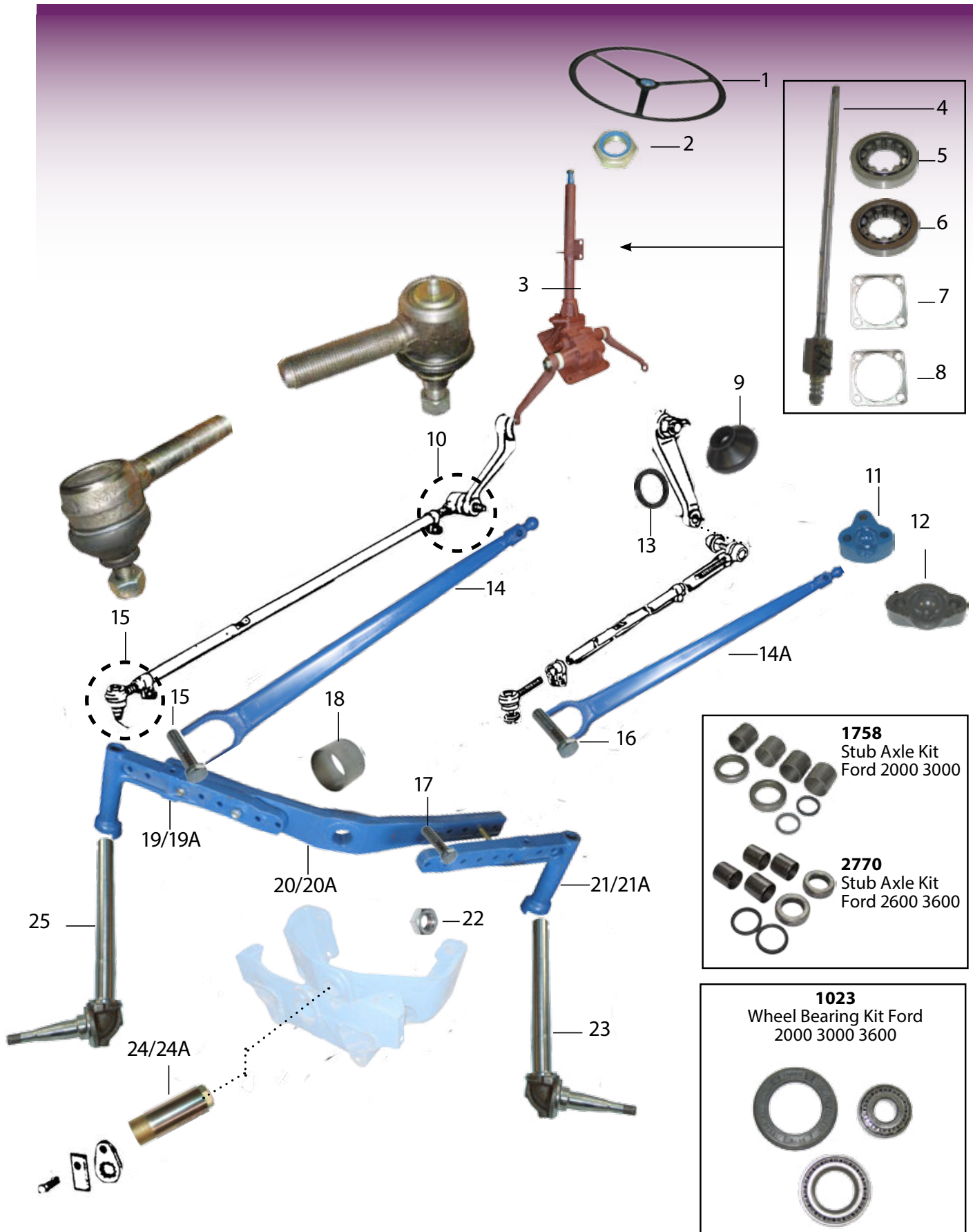
4095
2/3000 Lower Steering Box Bearing 1 3/4" O.D.

51559
Chrome Steering Washer

51558
Chrome Steering Washer TE 20

41149
Seal Kit Ford 2/3/4000 Power Steering Ram

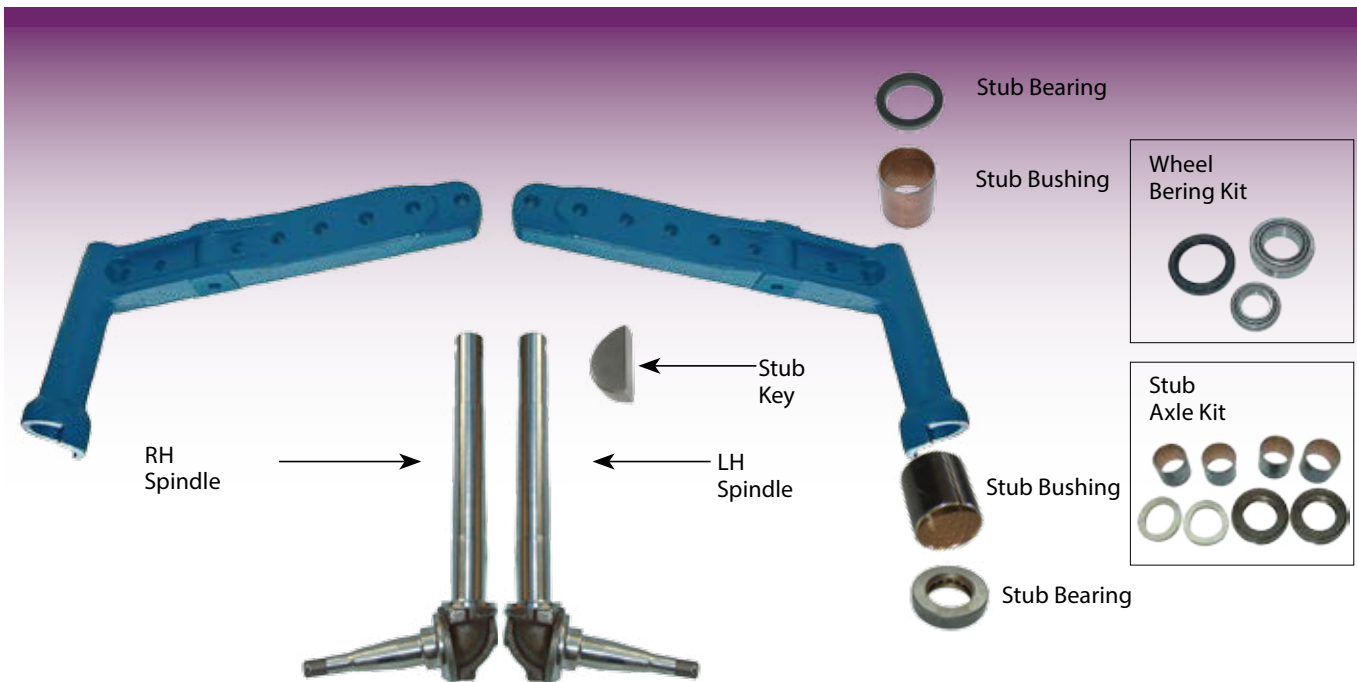
Spindles & Steering Arms



Spindles & Steering Arms


1.	4948	Steering Wheel Ford 2000 3000 5000 6600 + Cap
2.	4091	Steering Wheel Nut Ford
3.	3293	Steering Box Ford 3000 Manual
4.	4448	Steering Worm Ford 3000 - 660mm
5.	1741	Steering Box Bearing Ford 2000 3000 Upper 2"R
6.	4095	Steering Box Bearing Ford 2000 3000 Lower 1 3/4" Ring
7.	42019	Steering Column Shim Ford 2000 3000.15mm Between Steering box & Steering Hub
8.	42018	Steering Column Shim Ford 2000 3000 0.25mm Between Steering box & Steering Hub
9.	41391	Track Rod End Boot Seal Ford - Small
10.	4001	Track Rod End Dexta 2000 3000 Back
11.	41380	Radius Ball Lower Cap Ford 2000 - 3600
12.	41381	Radius Upper Cap Ford 2000 - 3600
13.	1850519	Steering Box Seal 165 WR969 Ford 5000 7000
14.	41824	Radius Bar Ford 2000 - 3600 RH **Has Hole for P/S ram** Length 39" - 990mm
14A.	41826	Radius Bar Ford 2000 - 3600 LH **Has Hole for P/S ram** Length 39" - 990mm
15.	4000	Track Rod End Dexta 2000 3000 Front
16.	353639	Bolt 5/8" x 5" UNF Zinc & Yellow
17.	353627	Bolt 5/8" x 3 1/2" UNF Zinc Plated
18.	1358	Front Axle Pin Bush 2600 3600 2" 51mm **Axle Beam 409925 ** Pin is 3930 **
19.	41929	Front Axle Support Ford 2000 3000 RH Old Type - No Hole New Type with Hole is 41063
19A.	41063	Front Axle Support Ford 3000 3610 RH Fits 2310 2600 3600 3900 4000 SU 4100
20.	409925	Axle Beam Front Centre Ford 3000 3600 3610 (2" 51mm Centre Hole)
20A.	409924	Axle Beam Front Centre Ford 2000 3000 (1 3/4" 44mm Centre Hole) ** Axle Pin 41026 **
21.	41930	Front Axle Support Ford 2000 3000 LH Old Type - No Hole New Type with Hole is 41064
21A.	41064	Front Axle Support Ford 3000 3610 LH Fits 2000 2310 2600 3000 3600 3900 4000 SU 4100
22.	353427	Nut 5/8" UNF Zinc Plated
23.	4015	Spindle Ford 2000 3000 LH
24.	3930	Front Axle Pin Ford 3000 3600 2" 51mm ** Axle Beam 409925 **
24A.	41026	Front Axle Pin Ford 2000 3000 Early 1 3/4 44mm **Axle Beam 409924 **
25.	4016	Spindle Ford 2000 3000 RH

Ford Stub Axle Components



Model	RH Spindle	LH Spindle	Wheel Bearing Kit	Stub Axle Kit	Stub Bushing	Stub Bearing	Seal	Stub Key
Dexta	41237 (A= 271mm)	41238 (A= 271mm)	1023	1758	3301-Top 3302-Bottom	3303	3300 3305	5307
Major	41061	41062	2005	2768	3113-Top 3113-Bottom	3114	3112 or 41065	
2/3000	4016	4015	1023	1758	3301-Top 3302-Bottom	3303	3300 3305	5307
26/3600			1023	2770	3302-Top 3302-Bottom	3303	3304	
4000	4018	4017	1021	1728	3301-Top 3306-Bottom	3307	3305	5308
46/4610	4020	4019	1021	1738	3306-Top 3306-Bottom	3307	3308	1059
5-7600	4022	4021	1159	1469	3310-Top 3311-Bottom	3312	3309	1059
67/7610	4022	4021	1159	1469	3310-Top 3311-Bottom	3312	3309	1059
5640-8340 TS	1249	1249	1159		41035-Top 41033-Bottom	3312		
550 Digger						1988		

Front Axle Parts



	Model	Dexta Super Dexta 2000 2600 3000 3600 3900 3910	Major Power Major Super Majr	4000 4100 4110 4600 4610 5030	4630 4635 5030 5635 6635 7635 TL60-110A TN55-75	5/5600 5610/40 5700 6410 66/10/40 6710 6810 7/7600/10 77/40 7810/40 7910 8210 TS80 - 115A
1	Grease Nipple	200191		200191		200191
2	Hub Cap	1884289 Cast 41614 Steel	41213	1884289 Cast 41614 Steel		4118 Cast 4408 Steel
3	Split Pin	2812		2812		2812
4	Spindle Nut	353928		353928		353928
5	Washer	180010		180010		180010
6	Outer Bearing	LM11949/10	14118/14283	LM11949/10	84548/10	LM12649/10
7	Hub	3428	41242 Stud=906863	3425		3421
8	Inner bearing	LM67048/10	352/355X	LM48548/10	LM501349/10	LM501349/10
9	Seal	957E1190A	41065	CONN1190B	5713	3477
10	Nut	4060		4060	4060	4060
11	Stud	4059	906863	4059	4059	4059
12	Wheel Bearing Kit	1023	2005	1021	1886	1159

Order Form



Date:..... **No. of Pages:**.....
Name of the Rep:..... **A/C Number:**.....
From:..... **e-mail:**.....
Phone No.:..... **Fax No.:**.....

Please quote for the following parts - Quotation Number :
 I wish to confirm the following order on Quotation Number:
 Please supply the following parts:

Please photocopy this page

Please do not remove this page

	Qty	Part No.	Description	Unit Price
1.				
2.				
3.				
4.				
5.				
6.				
7.				
8.				
9.				
10.				
11.				
12.				
13.				
14.				
15.				
16.				
17.				
18.				
19.				
20.				
21.				
22.				
23.				
24.				

Comments:


Customer Signature: **Rep's Signature:**

Tel No: + 353 44 934 1638

e-mail: info@qtponline.com, www.qtponline.com

Page of

Wheels Studs & Nuts



47mm
41mm
12.5mm 14.5mm

4060
Wheel Nut Ford Front
1/2 UNF

195490
Wheel Nut
135 165 Front
(1/2" UNF)

4059
Front Wheel Stud
(All Models)

Nut = 42234

41830
Wheel Stud Dexta Front 1.5"
UNF ** Nut is 62986 **

Rear Wheel Studs & Nuts



353427 Nut
353774 Washer

353427 Nut
353774 Washer

881162
Wheel Nut 165
Wheel Nut 165
Rear Wide 5/8"
UNF

184273
Wheel Nut 165
168 Dexta Rear
Narrow 5/8 UNF

4152
Wheel Stud
Ford 2000 3000
3600 Rear 5/8
UNF x 2 1/4

375100
Nut 3/4'
UNC

4357
Wheel
Wedge Ford
TW Fiat &
New Holland

1784
Wheel Stud
Ford TW
Clamp



409750
Wheel Nut Ford
40 M TS Rear 3/4"
UNF 8 per Hub

1404
Wheel Nut Ford
4000 7000 Rear
3/4" UNF

1404A
Wheel Stud Ford
2000 7000 Rear

43012
Rear Wheel Stud
Dexta




1054
Wheel Extension Stud
165 Ford 3000 5/8" Nut
881162

1186
Wheel Stud Rear
Ford 10 Series 3/4
UNF x 2 5/16

1055
Wheel Extension
Stud Rear 35 135
9/16"

1465
Wheel Extension Stud
Front 1/2" Front

Rim to Disc Bolts



124 mm

80mm

71mm

1671
Rim to Disc Bolt Sankey c/o
Nut & Washer M16 x 125mm
Square Shoulder

828217
Rim To Disc Bolt & Nut
+Washer 5/8" UNF x 2
7/8"

1330
Rim to Disc Bolt Ford c/o
Nut & Washer (5/8 UNF
x 71mm long) Square
Shoulder

353427 Nut
353774 Washer

51330
Disc to Rim Wheel Lug

Wheel Rims & Tyres

Front Wheel Rims

Part No	Description	Size	OE Ref:	Photo
1730	Wheel Rim 6 Hole Rim	600 X 16	885741M3	
1729	Wheel Rim	750 X 16 Rim Front		
4474	Wheel Rim	900 & 1000 X 16 Front	1676159M94	
1399	Wheel Rim	750 X 18" Tyre	1861319M91	
61575	Wheel Rim Front for TE 20 TED 20	400 X 19	C5NN1015A	
1267	Wheel Rim 6 Stud 10" Centre Hole	10 X 24	3599795 1687957	
1270	Wheel Rim 4WD Front - 8 Stud 8.5" Centre Hole	10 X 24	1687948M91	

Tyres & Tubes

51831



Tyre & Tube 400 x 19
TE 20

53083



Tyre & Tube 600 x 19

52859



Tyre Repair Kit Tubeless

53207



Paint Spray Can Silver
Wheel Spray 500ml

53208



Paint Spray Can Grey
Primer Wheel Spray
500ml

53209



Paint Spray Can Black
High Gloss Wheel Spray
400ml



53210



Paint Spray Can Matt
Black Wheel Spray
500ml

Wheel Rims & Tyres

Rear Wheel Rims

Part No	Description	Size	OE Ref:	Photo
61222	Wheel Rim Complete	9 X 28 For 11 X 28 Rear For 11 X 28 Tyre	005215U1	
61130	Wheel Rim	9 X 28 for 11 X 28 Tyre		
61131	Wheel Rim	11 X 28 for 12 X 28 Tyre		
61897	Wheel Rim 2" Lug Band Only	11 X 32		
61464	Rear Wheel Rim (2" Lug)	11 X 36	1863773M91	
4538	Complete Rear Wheel Rim	11 X 28 For 12 X 28 Tyre	005215U1	

Tyres & Rims

2544



Wheel Rim Complete
600 X 16 c/w Tyre

2543



Wheel Rim Complete
750 X 16 c/w Tyre

2764



Wheel Rim Complete
11 x 28 c/w Tyre RH

2765




Wheel Rim Complete
11 x 28 c/w Tyre LH

53103



Wheel Rim Complete
c/w Tyre 145 X 10
Suits 51135 & 51828

Power Adjustable Variable Track (PAVT) Parts



1. **363296** PAVT Bolt 4 1/2x 3/4 UNC
2. **898021** Wheel Clamp P.A.V.T
3. **353440** Spring Washer 3/4' Heavy Zinc & Yellow
4. **353762** Flat Washer 3/4' Heavy Zinc Plated
5. **375100** Nut 3/4' UNC
6. **898022** Stop Plate PAVT Wheel

7. **1751403** Wheel Stopper Power Adjustable Variable Track

Emblems, Sticker Kits & Medallions



41505
Decal 2-6600's



41504
Decal Ford 2-6600's



48806
Fordson
2N & 9N
Emblem Set



41678
Badge Power Major
Side



41248
Super Major
Front Badge



41811
Decal Fordson
Yellow and Silver



41249
Major Front Emblem
(Wheat Sheaf)



41961
Tractor Badge Major
Gear Shift - Live PTO



41971
Tractor Badge
Fordson Major
Commission Plate



41972
Tractor Badge
Fordson Major -ID Badge



41879
Badge Fordson Dexta Side



1778
Ford 2000 Sticker
Kit



41626
Decal Kit
Ford 3600



41273
Super Major Side Badge
(Sold in one's)



41955
Decal Kit Ford Metal
Writing Upper Grill



1722
Ford 4000 Sticker Set



41542
Decal set for Dexta



41588
Decal Ford 4000 5000 Roof



1780
Ford 3000 Sticker Kit



1530
4610 Force 2 Sticker (Red & Black)



1751
Ford 4600 Sticker Kit

41537
Badge
Fordson
Dexta Front
(Chromed)

Ford Seats

Dexta



41328
Seat Cushion & Back Rest Kit
for Dexta

41328F
Seat Cushion & Back Rest Kit for
Dexta

Major



41329
Seat Cushion & Back Rest
Kit for Major **Has hump in
cushion**

41329F
Seat Cushion & Back Rest Kit
for Major **This is Flat**



48824
Seat Ford N's
- 6 Holes NAA
2000 8N 800
900 ** 48825 is
Seat Spring *



48825
Seat Spring Ford-
son N's
NAA/2000/8N/800



41628
Seat Bracket Fordson
Dexta



41602
Seat Pan Ford Super
Dexta



41570
Seat Pan Fordson Major -
22 Hole



41566
Seat Ford 2000 - 7000
Seat Pan 41621 4100
5100



41621
Seat Pan Ford 2000 -
7000 **Seat is 41566**
4100 5100



41904
Seat Cushion Ford c/w
Logo Red



41903
Seat Cushion Ford
c/w Logo Blue



51738
Seat Black c/o
Seat c/o Angle Adjustment
Black



51805
Seat Blue c/w Sliding
Base



42130
Seat Air Ford TM M 60's
TM115 - TM180 M110 -
T160 8160 8260 8360
8560



51737
Seat Black c/w Sliding Base



51606 4mm
Blue
Seat Blue c/w Height
Adjustment 4mm Base and
support



42902
Seat Rubber Major

Fordson N Series Sheet Metal

48820
Air Cleaner Door Fordson 2N 8N 9N



48808
Fordson N's Radiator Cap 2N/8N/9N (1943-1952)



48818
Panel Fordson 2N/8N/9N RH



48822
Grill Fordson 8N/9N Front



48819
Panel Fordson 2N/8N/9N LH




48821
Air Funnel Assembly Fordson 8N

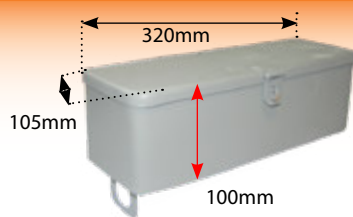


41779
Mudguard Skin Ford c/o Ford Logo

41795
Mudguard Ford c/o Logo and Original Bracket **2N 8N 9N**




41616
Tool Box Major w/o Bracket




41615
Tool Box Dexta c/w Bracket With Mounting Bracket




41915
Dynamo Guard Fordson Major



41794
Tool Box Fordson c/o Logo Model N + F



41905
Tool Box Fordson 8N




52726
Tool Box Fordson 9N

Fordson Major Sheet Metal

 <p>41215 Bonnet Fordson Major</p> <p>41214 Nose Cone Fordson Major</p>	 <p>41304 Bonnet Handle Super Major</p> <p>41643 Bonnet Panel Lock Ford LH RH Side 41369</p>	 <p>41388 Bonnet Handle Fordson Major Dexta Super Major</p> 	 <p>41946 Rubber for Bonnet Handle Fordson Major</p> <p>41369 Bonnet Panel Lock Ford RH LH Side 41643</p>	
 <p>41215NH Bonnet Fordson Major - No Air Breather Hole</p>	 <p>41271 Grill Fordson Major w/o Holes - PAIR No Holes Fixing Kit=43202</p>	 <p>41272 Grill Fordson Super Major c/w Holes -(RH + LH) Fixing Kit=43202</p>	 <p>41769 Guard For Major Injector Pump Shaft</p>	 <p>41678 Badge Power Major Side</p>
 <p>41545 Foot Step Ford 5000 6600 RH</p>	 <p>41540 Foot Plate Ford 5000/6600 LH Foot Step Ford 5000 6600 LH</p>	 <p>41645 Foot Plate Upper Major LH & RH w/o Bracket ***Lower 42450***</p>	 <p>41754 Bonnet Hinge Fordson Major</p>	 <p>61485 Bonnet Clip 4200 Ford Super Major</p>
 <p>41303 Foot Plate Major 4 pcs - PAIR Suits 1952 to 54 tractor</p>	 <p>41302 Major Foot Plates Foot Plate Major LH & RH - PAIR Suits 1954 onwards & Power Major</p>	 <p>41270 Foot Plate Super Major - PAIR</p>	 <p>41392 PTO Guard Fordson Major</p>	 <p>41797 Dash Panel Major **Holes for gauges**</p>
 <p>43175 Mudguard Major Wing Type W/Brake Hole Pair OE Ref:</p>		 <p>43176 Mudguard Super Major Disc Brakes Pair OE Ref: E1ADDN16312E</p>		

Dexta Sheet Metal



41378
Bonnet Dexta Complete



41344
Nose Cone Dexta - Steel




41299
Grill Dexta w/o
Holes - PAIR



43202
Grill Fastener Kit
Dexta Major Power
Major Super Dexta
Super Major

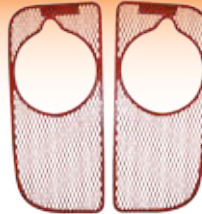
Super Dexta



41644
Bonnet Super Dexta



41345
Nose Cone Super Dexta
- Steel



41298
Grill Dexta c/o
Holes - PAIR

43171
Mudguard Ford 4000
5000 Round Type PAIR
LH & RH



43172
Mudguard Ford 2000 3000
Square Pair



41301
Foot Plate Dexta - LH &
RH PAIR



41891
Number Plate Brackets
Dexta

42261
Nut & Bolt For
brackets on 41301



Lamp=41806

43173
Mudguard Dexta 21cm
Extension PAIR



43174
Mudguard Ford 4000 5000
c/w Cab Section Pair




41512
U Bolt for Stabiliser
Fixing Bar Ford 2910
& 9 1/2" x 5" 15mm
Thick 3910 4110
4620



41366
Stabiliser Bracket U
Bolt Ford 6610/7610
8 1/2" x 6 1/4" 15mm
Thick



41807
Bonnet Bracket
Dexta - PAIR



41182
Tool Box Blue

41927
Support Bracket
Mudguard Ford
2000 - 7600



41581
U Type Bolt Ford
3000 Mudguard 6" x
5" 10mm Thick

Dexta Dash




41630
Dash Guard Dexta LH **
41629 is RH **




41629
Dash Guard Dexta RH
** 41630 is LH **



41796
Dash Panel Dexta **Holes for
gauges**



41822
Dash Lamp Dexta Red & Green - PAIR Also fits Super
Dexta ** Wiring loom is 41813 **



41823
Chrome Dash Dexta Suits 41822 Also Super Dexta



41848
Rubber Seal for Chrome Dash Dexta
Suits 41823 Also Super Dexta



1044
Voltage Regulator Ford
11amp




41620
Voltage Regulator Ford
22amp



41901
Dexta Dash Panel Gasket

Ford Grill Parts




41264
Grill Ford Pre Force with Light Holes



41201
Grill Ford Pre Force Upper



3655
Grill Ford 5000 Upper
42172 metal type



1382
Grill Ford 2000 - 7000 Lower




4116
Grill Ford
26/36/46/66/7600
(600 Series)



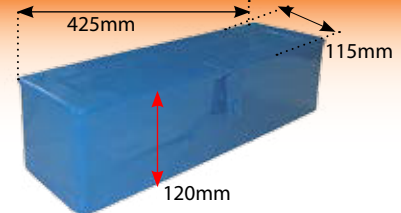
41342
Grill Ford 2600
- 7600 - No
Light Holes
Also 3900
4100 5900
Models



42246
Nose Cone Ford
4000 5000 6000 Complete




41346
Tool Box Ford 2000 5000



41182
Blue Tool Box

43174
Mudguard Ford 4000
5000 c/w Cab Section
Pair ** Suits Ford Cab
**



41604
Foot Step Ford
4000 Cab Type -
PAIR



41605
Foot Step Ford
5000 - PAIR



41787
Rubber for Ford 4000 5000
Mudguard - Per Mtr

Ford Parts



1254
Mirror Head 7' x 5'



2325
Mirror Ford Q Cab 10
1/2 x 6 3/4

Glass = 2325G



6480025
Mirror 237 x 180
16mm 18mm
20mm Clamps Ford
7840 Convex Suits
Q Cab



1241
Mirror For Interior
- 147mm x 97mm
Super Q

Ford 4/5/7000



42016
Cab Foam Kit Ford 4000 5000 7000
Safety Deluxe Cab

- 1. **41947** Roof Panel Ford Safety Deluxe Cab
- 2. **41948** Side Panel Rh Ford Safety Deluxe Cab
- 3. **41949** Side Panel Lh Ford Safety Deluxe Cab
- 4. **41950** Door Panel Rh Ford Safety Deluxe Cab
- 5. **41970** Door Panel Lh Ford Safety Deluxe Cab



2590
Mirror Arm 8"



2589
Mirror Arm 12"



2591
Mirror Arm 16"



41578
Roof Ford 4000 Cabin Metal



41515
Battery Box Ford 3600
Long



41179
Bonnet Handle Ford 2000 3000
5000 6600 6610



41181
Radiator Grill Clip 2000
3000 5000



41180
Engine Hood Catch Ford 2000
3000 5000 Also fits Ford 6600
6610 Bracket Rear

Ford Bonnet Parts



4403
Nose Cone Ford 3000
Front - No Hole



4734
Nose Cone Ford 2600
3600 c/o Dry Air
Cleaner



4343
Nose Cone Ford 5600
Front - No Hole




41003
Nose Cone Ford 5600 -
7600 c/w Dry AirFilter



41507
Dash Panel Ford 2000 3000 4000
5000 7000 2600 3600 4600 6600
7600




41488
Side Panel Steering Box Ford 2000
3000 3600 Both LH / RH - 2 pcs



41799
Dash Panel Ford 2000 -
7600 Lower



41174
Bonnet Kit Ford 2000 3000 LH & RH
Bonnet Kit LH & RH



41175
Bonnet Kit Ford 3600 3610 LH & RH
Bonnet Kit LH & RH




41372
Bonnet Hinge Ford
- PAIR



41513
Battery Box Ford 2000
3000 Short Battery for 3
cylinder



41913
Dynamo Guard Ford
2000 7000 - Force
Version




41914
Dynamo Guard Ford 2000
7000 Pre Force Version



41331
Radiator Grill Knob Ford
2610-7610 c/o Stud

42176
Foot Step Ford 2000
3000 - PAIR
OE Ref: C7NN16451D



41411
***Sell 41606
Kit***

41410
4000 RH
Foot Step
Without
Cab***Sell 41606
Kit***



41332
Grill Knob & Nut Ford
36-4600 Front

Gauges & Dash



48813
Gauge Fordson N Oil
Pressure - 50 Pound
Fordson 2N 8N 9N



36054C
Gauge Dexta Temperature With
Original Chrome Bezel



51539
Temperature Sender Ford
Case John Deere



41308
Rev Counter Clock Power /
Super Major Smith Type



41307
Rev Counter Clock Dexta/Super
Dexta (AC Type)



41665
Gauge Major Temperature -
White Face



53856
Bulb Holder Fordson
Major



41759
Gauge Fordson Major Oil
Pressure



41758
Gauge Fordson Major
Ammeter



41760
Gauge Fordson Major
Temperature



41487
Dash Instrument Panel Ford 2000 3000 4000 5000
Dynamo Driven ** Clockwise **
** Voltage Regulator is 42939 **



41510
Dash Panel/Tach Ford 3610 4610 6610 7610
Anti-clockwise ** Voltage Regulator is 42939
**



41761
Angle Drive Major



41530
Tachometer Gasket for 41510
& 41487



41902
Steering Column Rubber Power
& Super Major 58.6 x 44.5 mm
(on the Dash)

Electrical Parts

Starters



62676
Starter 20 6 Volt
Petrol Engine Only



41682
Starter Dexta & 20D
- Original Lever Type
RH



41680
Starter Major -
Original Lever Type
1952 - 1964 LH
Fit



62669
Shift Lever 20D
Dexta & Major
Starter



61891
Dust Cover TEF
Major Starter Switch
For Switch 1833739



1948
Starter Ford & 35 4 Cylinder M50
RH FIT



51222
Solenoid Switch for 61526 Starter



62034 Starter 20 TVO 12v



41389
Heater Boot Seal Fordson Dexta -
40 Seconds Switch 42027



42027
Heater Switch Fordson Dexta
& Super Dexta Cover 41389



41587
Starter Ford TS TM M 60 40 Genuine 4.2
kW All Fords from Ford 2000 to TW 35

Heater Plug

Dynamos



41726
Heater Plug Fordson
Dexta TEF 20



42028
Pulley Dynamo Ford
2000 3000 4000 5000
7000 ** Dynamo 4992
** (91.5mm)



4992
Dynamo with Tacho
Ford 11 Amp Dexta
Super Dexta Major
Super Major



41526
Angle Drive for Dynamo -
Ford ** Gear is 43063 **

Regulators



1044
Ford 11amp
Regulator



41620
Voltage Regulator
Ford 22amp



41666
Voltage Regulator
Ford Major 12v

Electrical Parts

Light Switches



41599
Light Switch Fordson Major
& Dexta No Key Hole
** 41598 is with Keyhole **



41598
Lighting, Position Switch
Major -With Keyhole



2704
Light Switch Ford
4 Way



2703
Indicator Switch 135 148
165 188 240 285 290 50
50B 50H 50HX Ford 1000



41600
Light Switch Fordson (Key
Hole) Narrow Body



41386
Igniton Switch Key
Super Major & 20D



62669
Shift Lever 20D / Dexta /
Major Starter



41567B
Battery Cover Lucas - Big
Type Length 390mm



41567
Battery Cover
Lucas Small
Original Type



1833740
Isolation Switch Gear Box
2/3/4/5/7000



4169
Wiper Motor Kit 12v 110' C/O
Arm & Blade

Electrical Parts



48802
Tuning Kit Fordson N's (Front Mnted Dist) 2N/8N/9N (Front Mounted Distributor)




48839
Distributor Cap Fordson N's 2N/8N/9N (With Front Mounted Distributor)



48804
Fordson N's 6 Volt Coil 2N/8N/9N/ Front Mounted Distributor




41354
Wiring Loom Major Super & Power



41353
Wiring Loom Major



41355
Wiring Loom Ford 2000 3000 4000



41813
Wiring Loom For Dexta Dash Lamps ** 41822 are Dash Lamps **



41352
Wiring Loom Dexta Super Dexta



3390
Wiring Loom Ford 5000 For Dynamo Only



41493
Gearbox Safety Switch Harness Ford 1000/600 2000 2600 2610 3000 3600 3610 4600 4610 5000 5110 5600 5610 5900 6410 6600 6610

- 41312** Super Major speedo Cable (20 x 14mm) 58" Long
- 41311** Super Major Speedo Cable (50" Long)
- 41313** Super Major speedo Cable 14 x 14mm
- 41347** Major Speedo Cable 58" Long
- 41310** Dexta Rev Counter Cable



Head Lamps



1829499
Head Lamp RH



62165
Head Lamp Fixing Kit 200 Series



1999
Head Lamp Ford 6600

4282
Head Lamp Cowl Ford 6610 LH
4281
Head Lamp Cowl Ford 6610 RH



1735
L.H. Head Lamp
1734
R.H. Head Lamp



51504
L.H. Head Lamp co logo
51503
R.H. Head Lamp co logo



41088
Head Lamp Side Mounted Ford 4610-7610 Blue



41161
Side Lamp Ford 6710-7710 White

43122 Butler Lamp Fordson Dexta Pair



41895
Indicator Side Lamp Ford 2000 - 5000 Orange L

41027
Head Lamp Ford 6610 c/o LH Cowl




41028
Head Lamp Ford 6610 c/o RH Cowl

41998
Head Lamp Fordson Dexta Original Type



53270
Seal Beam Rubber For 1140



1140
Seal Beam Ford Leyland David Brown 4 1/4" 12v 40/40w Head Lamp - 3 Pin



53271
Seal Beam Rubber For 1598 Case IH 784 884 485 485 XL 585 585 XL 685 685 XL 785 785 XL 885 885 XL



1598
Seal Beam IHC 5 3/4" 485 485XL 585 585XL 685 685XL 785 785XL 885 885XL
**1598C has replaceable bulb **



41853
Head Lamp Kit Ford 2000 3000 4000 5000
With Original Seal Beam Unit with Heads & Dips



41687
Head Lamp Ford Seal Beam Cup & Bracket Ford 1000 series, pre-Force



41688
Head Lamp Rubber For Ford Seal Beam Lamp



51511
Lens with Tractor Logo



41908
Reflector Fordson Dexta Original Type



Head Lamps



51270
Black H/Lamp
RH (Plain Lens)



51271
Black H/Lamp
LH (Plain Lens)



51409
Black Hd Lamp/H4 P45T
Bulb (With Grill)
(With Park Bulb)



51503
R/H Head Lamp Blue
BPF 45/40W
Lens with Tractor Logo



51504
L/H Head Lamp Blue BPF
45/40W
Lens with Tractor Logo



51505
V/M Head Lamp Red
BPF 40/45W
Lens with Tractor Logo



51506
Head Lamp Blue V/M
- BPF 40/45W (Major)
51505 red 51501 black



41888
Lamp Ford Blue
Lollipop



51508
V/M Head Lamp Chrome
Rim Blue BPF40/45W
Lens with Tractor Logo



51507
V/M Head Lamp Chrome
Rim Grey BPF 45/40W
Lens with Tractor Logo

41663
Side Marker Lamp Ford 2000 -
7600 Front LH



41664
Side Marker Lamp Ford
2000 - 7600 Front RH

41782
Rear Lamp Ford
Mudguard - Black
Plastic



Bulbs



1360
12V Double
Contact P/F Bulb
50/40W



1361
12V 5W Single
Contact Bulb



3160
24v 5w Double Contact
S.F Bulb



1316
12V 75/75W Bulb

Lamps



51510
Switched Grey Plough
Lamp c/w H3




51509
Switched White Plough
Lamp c/w H3



41881
Head Lamp
Fordson Major LH
Original Type




41882
Head Lamp
Fordson Major RH
Original Type



41728
Tail Lamp Major
LH & RH - Pair



41756
Bracket Major To Hold
Rear Lamp - PAIR



41676
Rear Lamp Major 2 Pin
Socket 12v

41676K=Kit



41959
Rubber For Rear Lamp
Major



41727
Lamp Major Mudguard
- PAIR



41891
Number Plate
Brackets Dexta



41806
Number Plate
Lamp Dexta



41749
Number Plate
Lamp Dexta Black

Rear Lamps



2390
Lens Ford for 4200
Rear Lamp



41494
Lens for 41167 Lamp
for 41167 Lamp



4200
Rear Lamp Ford Q Cab -
PAIR Lens = 2390



41167
Rear Lamp Ford 1000 -
Full Red Lens - PAIR

42882
Rear Lamp Ford 2000 -
7000 Pair



41414
Rear Lens Ford 5000 LH

41413
Rear Lens Ford 5000 RH



Bulbs



1003
Light - Plough Bulb
12V 55W H3



4205
Bulb Stop/Rear
Old Type for Ford
Q Cab



1412
12V 21W
Indicator Bulb



1413
12V 21/5W Stop
& Tail Bulb

Dexta

42026
Clutch Disc
PTO Super
Dexta 29
Splines



Note Comes as part of 41267

41267
Clutch Super
Dexta (Dual)
c/o Main Disc
& PTO Pressure
Plate & PTO
Disc & Main
Disc



2348
Seal Dexta Spigot
Shaft - Single Clutch
28.5 x 55.5 x
12.4mm



3775
Clutch Disc Dexta /
Super Dexta 9" Main
Drive 1" x 15 Splines
Main Drive




Major Super Major


4106
Clutch Disc Fordson
Super Major 12" Main



4911
Clutch Disc New
Holland Combine
11" ***Major, Super
Major*** 11" x 1 3/8"
10 Spli



4910
Clutch Assembly
Dexta Major Single
Clutch As Fits New
Holland Combine



41668
Clutch Assembly
Fordson Major



828123
Spigot Shaft
Bearing (All
Models)



2000/3000

3216
Clutch Disc Ford 4000
4600 11" 10 Spl & Spring



1153
Clutch Disc Ford 2000
3000 15 Spline 11" Or-
ganic



1878
Clutch Assembly Ford
2000 3000



41885
PTO Disc Ford 2000 3000
Dual Disc



3086
Single Clutch Release
Bearing Ford 2000 3000
ID 52.5mm OD 90mm
Inner Width 20mm



3569
Clutch Release Bear-
ing KOYO Dual



828123
Spigot Shaft
Bearing
(All Models)



4870
Release Bearing Car-
rier Ford 2000

Clutches

4000/4600



3216
Clutch
Disc
Ford
4000 4600
11" 10 Spl & Spring
(Popular)



3345BB
Clutch Assembly Ford
4000 11" New Makes
kit 2782




1980
Clutch Disc Ford 2000
3000 4000 15 Spline 11" &
Springs - Early



4592
Clutch Assembly
Ford 4000 11"



3315
Clutch Disc Ford
4000 4600 13" 10 Spl
Organic



3042
Clutch Disc Ford
13" 15 Splined
Organic



2937
Clutch Assembly
Ford 4600 - 13"
Synchro Trans-
mission only



49004
Clutch Assembly Ford 5030 13" Diaphragm Non
Synchro Transmission only



41048
Clutch Cable Ford 4630 4830 5030 3430 3930

Vintage PTO Parts



61592
PTO Cover 20D Fordson N's
2N/8N/9N/600/800/900



41235
PTO Oil Seal Major /
Super Major 63.8 x 36.8 x
18.6mm - 2.5 x 1.5 x 0.73



41519
PTO Shaft Seal Housing
Dexta



2826
PTO Seal Dexta & Super
Dexta 60.2 x 37.5 x 20.2mm



61825
Hand Brake Cable Major / Power Major RH
685mm [OE Ref: 81802609](#)



41683
PTO Cover
Fordson Major



43020
PTO Output Shaft Ford Jubilee NAA 30.187"




43019
PTO Output Shaft Ford Jubilee NAA 32.687"

2/3/4/5/6000's PTO



41136
PTO Support Ford
4000/4600




41652
Spring For Pto Ball Locking device Fiat/ Ford
100 to 110/90, F's, L's, M's, TD, TL, TM



3889
IPTO Brake Pad Ford 5000



41394
PTO Guard Ford 2000 - 5000
New Type



41539
PTO Support Bolt Ford
5000 6600 6610

Major Brake Parts



1005510
Spring Brake Actuator 165
Ford 7840 Square



1886562
Spring Brake Actuator Round
also fits Ford 40s L TC TS



41384
Brake Shoe Spring
Major



16779X
Brake Actuator Ball
7/8"



41236
Brake Actuator Super
Major / Leyland



41444
Brake Disc Major 165mm
27 Splines - Dry



7604
Brake Linings Leyland/Fordson
Major + Rivets Side Of Tractor 48
Rivets 6 1/2" Wide 165mm



41592
Brake Shoe Major



41671
Brake Lining Major



41857
Brake Drum Cover
Major



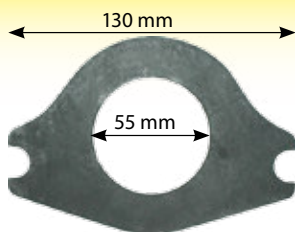
41619
Seal Outer Major Drum
Type Brake 57.5 x 85 x
13.7mm - 3 3/8" x 2 1/4"




61825
Hand Brake Cable Major / Power Major RH 685mm
OE Ref: 81802609



41452
Brake Boot Seal Major /
Leyland



41455
Hand Brake Ware Plate
Super Major



41454
Hand Brake Disc Super
Major



41451
Brake Axle Seal
Super Major



41470
Brake Pedal Bush Super
Major

Major Brake Parts



41907
Hand Brake Ratchet Fordson Major
Fits Standard Power & Super
Major Handbrake = 41939 / Pawl
= 62598



41939
Hand Brake Major Ratchet
= 41907 / Pawl 62598



42942
Hand Brake Major Straight Type
** 41939 is Bent Type **



62598
Hand Brake Pawl Ford Major
Handbrake = 41938 / Ratchet = 41907



41474
Hand Brake Spring Super Major



42021
Hand Brake Rubber Major /
Super Major



41235
PTO Oil Seal Major / Super
Major 63.8 x 36.8 x 18.6mm -
2.5 x 1.5 x 0.73



1851533
Bearing 135 188 Crown
Wheel Half Shaft Bear-
ing Major & Power
Major




41456
Rear Axle Seal Super Major
Complete Half Shaft Seal
Major Power & Super Major




1881931
Epicyclic Bearing 178 188 In-
ner Inner Half Shaft Bearing
Ford 3000



51597
Gear Lever Knob
Super Major



41447
Input Shaft Seal Super Major



41448
Input Shaft Seal Super Major
Large 85 x 111 x 12.5mm



41485
Transmission Seal Super Major
89x42x15.5



41450
Steering Box Seal
Super Major
(35x47x7mm)




41464
Auxiliary Drive
Seal Major

Dexta Brake Parts

 <p>42031 Brake Drum Retainer Screw Fordson Dexta 3/8 - 16 x 3/4</p>	 <p>41497 Brake Drum Dexta</p>	 <p>6928 Brake Back Plate 35 135 c/o Shoes</p>	
 <p>1250 Brake Shoe 35 135 Rigid Lining - PAIR ** 1250R has Rubber Lining ** Lining is 1020, Rivets are J7/48</p>	 <p>1020 Brake Lining 35 135 - Set With Correct Rivets Complete shoe is 1250, Rivets are J7/48</p>	 <p>1810029 Brake Shoe Spring Kit 35 135 (One Side) Pin Length 58mm</p>	
 <p>1885405 Brake Shoe Adjuster 135 35</p>	 <p>825064 Brake Drum Spring 135</p>	 <p>1850217 Brake Shoe Spring 135</p>	
 <p>41994 Hand Brake Assembly Ford 3000 3600 Dexta</p>	 <p>41367 Hand Brake Ratchet Ford Dexta 2000 2600 3000 Also fits 3600</p>	 <p>41906 Hand Brake Rubber Fordson Dexta **And Super Dexta**</p>	 <p>41387 Bush Dexta Brake & Clutch Shaft</p>
 <p>41375 Gear Lever Boot Ford 1000 600</p>	 <p>42020 Seal Brake Pedal Cross Shaft Dexta</p>		
 <p>41140 Hand Brake Repair Kit Ford 5000 2000 2600 3000 3600 5600 5610 6600 6610 6810 7000 7600 7610 7810 3900 4000 4100</p>		 <p>42040 Differential Lock Damper Dexta 2000 3000</p>	

Dexta

Transmission Parts



41932
Gasket Set Transmission Fordson
Dexta
Fordson Super Dexta

Hydraulic Parts



42020
Seal Brake Pedal Cross Shaft
Dexta

PTO Parts



41610
PTO Guard
Dexta



2826
PTO Seal Dexta & Super
Dexta 60.2 x 37.5 x 20.2mm



41519
PTO Shaft Seal Housing
Dexta

Gear Parts



41786
Gear Box Cover Dexta



41375
Gear Lever Boot Ford
1000 600



42071
Gear Box
Cover Major

4140
Gear Lever Knob
Ford High/Low

4133
Gear Lever
Knob Ford -
Main



42046
Gear Box Cover Dexta c/o Levers
41786 Is The Cover
Knobs 4140 + 4133

4140
Gear Lever Knob Ford
High/Low



41397
Gear Lever Dexta

4133
Gear Lever Knob
Ford - Main



41525
Gear Lever
Retainer Ford
3000 3600
3610

41755
Gear Lever Dexta
Hi/Low

Linkage



41549
Levelling Box Dexta
** Handle is 42053 **



41550
Levelling Box
Dexta LH



43186
Levelling Box
Lower Fork
Dexta



3360
Ford 3000 Levelling
Box Assy



4107
Levelling Box Assembly
Ford 3000 LH L.H Yoke
Rod c/o Fork & Knuckle



41670
Levelling Box Major
Solid LH



41669
Levelling Box Major
Adjustable RH



41706
Levelling Box Y Fork
Major



41707
Levelling Box Lower
Fork Major LH & RH



41788
Levelling Box Bottom
Fork Major New Type



41717
Levelling Box
Knuckle Major LH For
Adjustable Levelling
Box



41714
Levelling Box Knuckle
Major RH For Adjustable
Levelling Box



41710
Levelling Box Handle Major
For Adjustable Levelling Box

Linkage



1951
Stabiliser Power Major

53202
D Shackle for 1951



41712
Levelling Box Bearing
Major For Adjustable
Levelling Box



41716
Levelling Box Centre Tube Major
For Adjustable Levelling Box



41708
Levelling Box Pin Major
RH 5/8 x 117mm




41713
Levelling Box Shaft Major
For Adjustable Levelling
Box



41681
Plate to suit Major
Hitch - 5 Holes



184354
Levelling Box Shaft 12" Super Major



41679
Pin Suits Major Hitch Side Plate
(Large)



41673
Pin Major Levelling Box - Short



41674
Pin Major Levelling Box - Long



180485
Cat I 9 Hole Draw Bar

3145
Cat li 9 Hole Draw Bar



41764
Lift Arm Fordson Major



41170
Lift Arm Ford 2000 3000 2600 3600 LH

41171
Lift Arm Ford 2000 3000 2600 3600 RH



886432
Dexta Lift Arm (3 Hole)
Cat 1 Interchangeable

Linkage

 <p>2705 Lower Link Pin Ford 5000 7600</p>	 <p>1168 Chain Stabiliser Tube Ford + Weight</p>	 <p>4965 Top Link Rocker Ford 2000 3000</p>		
 <p>41502 Lower Link Eyebolt Dexta Ford 2000 3000</p>	 <p>41503 Bracket Lower Link Eyebolt Ford 2000 3000 Also fits Dexta - For 41502</p>	 <p>41711 Levelling Box Handle Clip Major For Adjustable Levelling Box</p>	 <p>41709 Levelling Box Gear For Adjustable Levelling Box</p>	
 <p>41442 Lift Arm Pin Dexta Lower - Long</p>	 <p>41443 Lift Arm Pin Dexta Lower - Short</p>	 <p>1258 Ball Ford Cat 1 Lower Link</p>	 <p>1252 Linkage Ball Ford Fiat Cat 2 ID 28mm OD 57mm Width 45mm</p>	 <p>42143 Lower Link Ball Retaining Clip Ford 10 Series 100 Series 1000 Series 30 Series 40 Series</p>
 <p>1690 Cat I Top Link 16" Tube 16" (Adj. Min 20 15/32" Max 28 7/16")</p>	 <p>1689 Top Link 20" Cat 2 Tube 20" Adj. Min 25 3/32" Max 36 7/32"</p>	 <p>62108 Top Link 16" Cat 1 & 2</p>		
 <p>1006 Tow Pin Cat I 7/8" Chain</p> <p>1755 1" Tow Pin 6" Chain</p>	 <p>52882 Hitch Pin 1 3/8" x 7 3/16" Zinc Gold Passivat</p>	 <p>62054 Link Pin & Chain 65</p>	 <p>41821 Chain Stabiliser Ford 4000 4600 4610 4630 And 5000 5030 5600 6600 7000 7600 Has 3/4" or 19mm to suit both older 2000 and</p>	
 <p>3122 2.00 mm R clip 1668 3.00 mm R clip 1666 4.00 mm R clip 3607 5.00 mm R clip 3608 6.00 mm R clip 3363 7.00 mm R clip</p>	 <p>2480 3.00 mm Double R Clip 2481 3.50 mm Double R Clip 2482 4.00 mm Double R Clip 2483 4.50 mm Double R Clip 2484 5.00 mm Double R Clip 2485 6.00 mm Double R Clip 2479 6.00 mm Double R Clip 2486 7.00 mm Double R Clip</p>	 <p>1236 Linch Pin 1/4" (6.0 mm) 1235 Linch Pin 5/16" (8.00 mm) 1036 Linch Pin 7/16" (11.00 mm)</p> <p>53492 Linch Pin 5mm Round</p>		

Dexta / Major Lift Cover Parts



41479
Hydraulic Middle Arm Super Major



41478
Hydraulic Lift Shaft Super Major



41445
Hydraulic Control Valve Major Super Major



41441
Bushing Hydraulic Lift Shaft Major-Steel



41449
Seal Brake Cross Shaft Super Major 28x45x10



41440
Bushing Hydraulic Lift Shaft Major - Brass



41436
Hydraulic Top Cover Arm Major



41481
Lift Cylinder c/o Control Valve Major



41482
Hydraulic Piston Major 85mm



41453
Hydraulic Piston Seal Super Major




41457
Hydraulic Piston Seal Dexta



41465
Lift Cover Gasket Major

Ford Linkage Parts



41432
Swinging Drawbar Assembly
Ford 2000 3000 2600 3600



62543
Swinging Drawbar TEF20
Dexta



4062
Drawbar Pin Clip
Ford

41777
Hydraulic Arm Ford 4000 RH -
48 Splines



41778
Hydraulic Arm Ford 4000 LH -
48 Splines

41434
Hydraulic Top Cover Arm Ford 2000
3000 3600 3610 RH - 45 Spline



41435
Hydraulic Top Cover Arm Ford
2000 3000 3600 3610 LH




48849
Hydraulic Lift Shaft Arm
Fordson NAA 2N 8N 9N

3807
Cylinder Repair Kit Ford 10
100 2610 3610 4110 4610
2600 3600 3900 4600



3499
Lift Cover Kit Ford
2000 3000 4000



41584
Hydraulic Valve O Ring Kit
Major Ford 2-6600



41586
O Ring Seal Kit for
Blanking Plate Major
2/26/3/36/4/46/5/56/66/7/7600



41583
Damper Valve Knob Major
Ford 2600 - 6600



41585
Hydraulic Lever Grommet
Ford 3000-5000



41960
Knob 3 Way Valve Dexta

Order Form



Date:..... **No. of Pages:**.....
Name of the Rep.:..... **A/C Number:**.....
From:..... **e-mail:**.....
Phone No.:..... **Fax No.:**.....

Please quote for the following parts - Quotation Number :
 I wish to confirm the following order on Quotation Number:
 Please supply the following parts:

Please photocopy this page

Please do not remove this page

	Qty	Part No.	Description	Unit Price
1.				
2.				
3.				
4.				
5.				
6.				
7.				
8.				
9.				
10.				
11.				
12.				
13.				
14.				
15.				
16.				
17.				
18.				
19.				
20.				
21.				
22.				
23.				
24.				

Comments:

Customer Signature: _____ **Rep's Signature:** _____

Tel No: + 353 44 934 1638

e-mail: info@qtponline.com, www.qtponline.com

Page of

David Brown

Engine Parts

Gaskets	Vin248
Engine Components	Vin249
Fuel Parts	Vin249
Exhausts	Vin251
Cooling	Vin255
Radiators	Vin257
Water Pumps	Vin258

Cab, Sheet Metal & Electrical

Decals	Vin264
Mudguards	Vin265
Cab Door Hinges	Vin266
Grills & Seats	Vin268
Electrical	Vin269
Wiper Parts	Vin276
Glass	Vin280
Paint	Vin282

Filters

Fuel Filter Assembly	Vin261
----------------------	--------

Clutch, Transmission & PTO

Vin284

Axle Parts

Front Axle Parts	Vin262
------------------	--------

Brakes, Hydraulics & Linkage

Brake Parts	Vin285
Hydraulic	Vin288
Linkage Parts	Vin289

IHC

Vin288

John Deere

Vin290

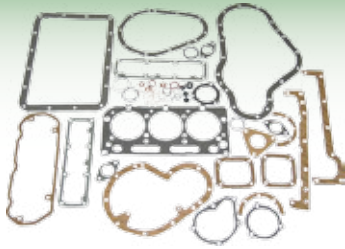
Fiat / Nuffield

Vin291

Gaskets

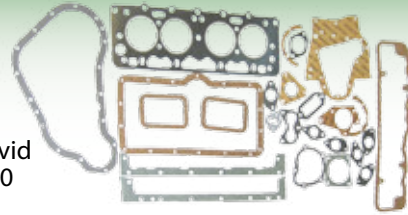
2048

Gasket Kit David Brown 770 880 3 Cyl Complete



2054

Gasket Set David Brown Red 990 AD4 AD47



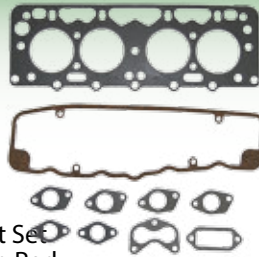
52638

Head Gasket David Brown White 950 880 4 Cyl




3376

Head Gasket Set David Brown Red 990



3714


Head Gasket Set David Brown 1594 1694 6 Cyl



996/1210/1290/1394/1490/1410


3060

Head Gasket Set David Brown 990 - 1200




3378

Sump Gasket Set David Brown 990 1410



2053

Gasket Set David Brown 990 995 1200 1410 Complete



1166

Head Gasket David Brown 990 1210 990 995 996 1200 1210 1212 1290-1494




1167

Rocker Cover Gasket David Brown



1175

Timing Cover Gasket David Brown



52119

Oil Seal Timing Cover David Brown 770 780 880 885 990 995 1190 1290 1390 1490 1690



52120

Crankshaft Seal Rear David Brown 770 990 1200 1690 1594 1694



Engine Components

3535



Piston David Brown 995
996 1190 1194 1210 129
1394 1410 1412 1594 1690
1694

3536



Ring Set David Brown
995 996 100.046mm
Bore 1190 1200 1210 1290
1294 1390 1394 1490
1494 1594 1690 1694

4739



Crankshaft Seal David
Brown 995 996 Rear PAIR

52731



Oil Filler Cap David
Brown

Fuel Tank Cap

8002



Fuel Tank Cap Metal
100 Series David
Brown

Fuel Filter Gauze

52619



Fuel Filter Gauze
David Brown

Fuel Lift Pumps

1143



Fuel Lift Pump David Brown
990 995 996 1200 - 1690
Fuel Filter Gauze=52619

52791

Fuel Pump Case
MX / MTX MX100
MX110 MX120
MX135 MX150
MX170 MTX110
MTX120 MTX135



4970



Fuel Lift Pump David
Brown 3 Cylinder

Diesel Stop Solenoids

1976



Solenoid 12v Diesel
Stop BOSCH Type

2038



Solenoid Diesel Stop
12V CAV Type 2 Spade
Connections

1992



Solenoid Diesel Stop
12V CAV Type Single
Nut Connection

62727



Solenoid 12V Diesel
Stop 42s 54s Plug In
Type

Fuel Senders

52068




Fuel Sender David Brown
990 995 996

52067



Fuel Sender David Brown
1490 1495 1594 1690

52069



Fuel Sender David Brown 1294 1394
1390 with Sekura Cab

Cable End Clamps

51956
Cable End 1/4"
(6mm)



51957
Cable End
9/32" (7mm)



51959
Cable End
11/32" (9mm)



51958
Cable End Assortment
Pack of 25 1/4" x 3/8",
11/32" x 1/2", 9/32" x 1/2"



Pull to Stop Cables

52736

Stopper Knob David Brown
770 780 **Also 880 885 **



1829570

Stop Knob Red



1031

Thread Ø= 15 mm
Overall length =1560 mm
Outer cable=1270 mm



Stopper Cable Thread 10mm
Overall Length 1560m

1031R

Thread Ø= 9.70 mm
Overall length =1550 mm
Outer cable=1260 mm



Stopper Cable 1.5mtr -
Red Knob

4807

Thread Ø= 10 mm
Overall length =2220 mm
Outer cable=1920 mm



Stopper Cable Red T
Handle 7Ft / 2mtr

Rev Counter Cables

52719

Rev Counter Cable David Brown
1190 1210 1212 1290 1390 1412
1490 1594 1690 880 885 990
995 996
1250mm 7/8" - 5/8"



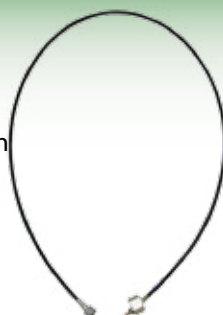
52730

Rev Counter Cable David Brown
880 990
1260mm 3/4" - 5/8"



52720

Rev Counter Cable David Brown
1190 1290 1390 1490 990 995
996
1440mm 7/8" - 5/8"



954959

Rev Counter Cable David Brown
995 996
1620mm
Small End 5/8" & Big End 7/8"



Exhausts

1959E

Exhaust David Brown 995 996
Case 580 Oval




2109

Exhaust David Brown Round Box
Black Fits 770 Late 880 885 995 1200



52656

Exhaust David Brown 1290 1294
1390 - 57mm OD **4 Cylinder**
** NOT for 1490 **



52439

Exhaust David Brown 880 3 Cyl
990 Selectamati Late

- Black Enamel
- 47.5mm ID
- 230mm Bottom Pipe
- 635mm Silencer Box
- 200mm Top Pipe



52438

Exhaust David Brown 770
780

- Black Enamel
- 47.5mm ID
- 140mm Bottom Pipe
- 635mm Silencer Box
- 200mm Top Pipe



52437

Exhaust David Brown 990
Selectamatic 850 950 990
Implematic

- Black Enamel
- 41.1mm ID
- 230mm Bottom Pipe
- 600mm Exhaust Box
- 200mm Top Pipe



Exhausts

1959E

Exhaust David Brown
995 996 Case 580 Oval



2109

Exhaust David
Brown Round Box
Black Fits 770 Late
880 885 995 1200



52656

Exhaust David
Brown 1290 1294
1390 - 57mm OD
4 Cylinder **
NOT for 1490 **



Exhausts - Clamps - Caps

Weathercaps



51807 2" 51mm
51204 2 1/4" 56mm
51199 2 3/4" 70mm
51198 2 5/8" 66mm
51196 3 1/2" 89mm
51195 3 1/4" 82mm



62801 1 3/4" 45mm
59290 '3 3/4" 100mm



34143415 2 3/4" 70mm
3264 83mm
3169 285 Rain Cap

Raincaps



61579 240 Rain Cap
3169 285 Rain Cap

Exhaust Clamps



Part no	Dimensions	Diameter
3066	38 mm	8mm
3283	41 mm	10mm
3067	45 mm	10mm
4137	51 mm	10mm
1327	54 mm	10mm
1326	57 mm	10mm
1633	64 mm	10mm
1637	66 mm	8mm
51203	70 mm	10mm
51201	80 mm	10mm
51202	92 mm	10mm

61481



5/16 Brass Nut

0826232



Exhaust Manifold Stud
 135 1 1/2" x 5/16" Also
 Elbow Stud

61482



3/8" Brass Nut

082075



Exhaust Manifold Stud
 1 21/32 x 3/8 UNF Also
 Elbow ** 62574 is Stud
 & Nut **

62298



Exhaust Manifold
 Stud Nut FE 35 3/8

62202



Nut Exhaust Manifold
 FE 35 3/8 Brass UNC

Exhausts

52112
Exhaust Elbow
Exhaust Elbow
David Brown
41mm No
Notch
Gasket=52109

41mm

1900
Exhaust
Elbow David
Brown 990
995 47mm
Notch No
Notch Ver-
sion is 52112

47mm

53212
Exhaust Elbow
David Brown
770 780 880
885

194742

52724
Exhaust
Manifold
David Brown
770 780 3
Cylinder
David Brown
880 885

52109
Exhaust Gasket David
Brown 990

62298
Exhaust
Manifold Stud
3/8" UNC

62202
Exhaust Manifold
Stud 35 FE 3/8 UNC

52118
Exhaust Gasket David Brown 990
1290 1490 Also fits 1294 1494

52738
Exhaust Manifold David Brown
4 Cylinder 990 995 996 1210
1290 1390

52118
Exhaust Gasket David Brown
990 1290 1490

62298
Exhaust
Manifold Stud
3/8" UNC

62202
Stud Exhaust
Manifold 3/8" UNC

52118
Exhaust Gasket David Brown
990 1290 1490

52178
Exhaust Manifold Elbow
David Brown 1594 Also
fits 1690 6 Cylinder

52705
Exhaust Manifold David
Brown 1594

52177
Flame Ring David Brown
1594 1690 6 Cylinder
Manifold Coupling

Cooling System - Hoses

780/880

1562

Hose David Brown 880 990
By Pass



52173

Radiator Hose Bottom
David Brown 880



53092

Air Hose Red Bonnet Im-
plematic 780 880



53091

Air Hose Manifold to Radiator
David Brown 780 880



53090

Air Hose Radiator to Cleaner
David Brown 780 880



990

1561

Hose Top David Brown 990
995 - 1390



4340

Hose Kit David Brown 990



995/996/1210/1212

1561

Hose Top David Brown
990/995-1390



2142

Hose David Brown 1200 995 996 Bottom



1290/1390

1561

Hose Top David Brown
990/995-1390



2140

Hose David Brown 1290 1390
Bottom



1410/1412

2141

Hose Radiator David Brown
1410 142 Top Syn.



Hoses Clips

Original Type



Part No	Diameter (""")	Diameter (mm)
50985	2 3/4" - 3 1/2"	70-90
50986	2 3/8" - 3 3/16"	60-80
50992	7/8" - 1 3/16"	23-36
50995	23/32" - 1"	18-26mm
50996	5/8" - 1"	16-25
50997	15/32" - 3/4"	12-20
50998	3/8" - 5/8"	10-16
50999	5/16" - 15/32"	8-12

Standard Type



Part No	Diameter (mm)	TYPE
2340SS	9.5-12	Stainless Steel
2345SS	11-15	Stainless Steel
2346	12-20	
2346SS	12-20	Stainless Steel
2357	16-25	
2357SS	16-22	Stainless Steel
2364SS	18 - 25	Stainless Steel
2394	23-35	
2394SS	25- 35	Stainless Steel
2396	28-48	
2397SS	30 40	Stainless Steel
2413SS	35-50	Stainless Steel
2426SS	45-60	Stainless Steel
2440	50-70	
2440SS	55-70	Stainless Steel
2441SS	60-80	Stainless Steel
2443	70-90	
2443SS	70-90	Stainless Steel

Small Hose Clips

Part No	Diameter (mm)
59659	11
59660	13
59658	14
59661	17





Heavy Duty Clamp

Part No	Diameter (mm)
51934	122 - 130
51933	113 - 121



Cooling System

Part No	Models		OE Ref	Size
3475	Fan Belt David Brown 990/1410		K68073	10 X 1175
52176	Fan Belt David Brown 3 Cylinder		K912196	10 x 1090

2485666



Thermostat 82| All Models

2083



Radiator Cap

1851095



Radiator Tap

Radiators

52767



Radiator David Brown
780 885

52125



Radiator David Brown 996 1210 1212
990 995 995 G 995 Q 995 SK

52164



Radiator David Brown
990 880 Early Red
4 Cylinder

52664




Radiator David Brown
1290 1390 1294 394mm
x 445mm 3 Row

Water Pumps

3789

Water Pump David Brown
995 996 4 Cylinder 1210 1212
1410 1412 990 995 996 Also
580F

GASKET=4832




4832

Water Pump Gasket
David Brown 995 996



1189

Water Pump David Brown
880 770 780 880 885



3833

Water Pump David
Brown 885 New Type



3791P

Water Pump David Brown 990
c/w Pulley 1200 1210 1212 990
990 Selectamatic 995 996



3853

Water Pump David Brown 990
New Type & 1490 1394 4 Cylinder



Water Pumps

3816

Water Pump David Brown
94's 6 Cylinder



3838

Water Pump David
Brown 1690



53139

Water Pump David Brown
Cropmaster 25 25D 30C 30D
900H



53140

Water Pump David
Brown 1490 1494 1690



53141

Water Pump David
Brown 1190 1190E
1194



53142

Water Pump David Brown
885 QCab With Power



Engine Oil Filters

1675

USE 2723G WHEN GONE Engine Oil Filter David Brown 850 1212 Spinon




1674A

Engine Oil Filter David Brown Paper



52642

Oil Bath Filter David Brown



Hydraulic Filters


1964

Hydraulic Filter David Brown 880 900 1212



2178

Hydraulic Filter David Brown 1210 1212 1290 1294 1390 1394 1410 1212 1490 1594 1690 1694 1412



4800

Hydraulic Filter David Brown Case 1212 1390 Also fits 1490



1669

Power Steering Pump Filter Ford



Fuel Filters

1782B

Fuel Filter (Old Style Serigraphy)



1782

Fuel Filter



Air Filters


1659

DB 1490 Outer Air Filter (With Hole)



1263

Air Filter 350 362 David Brown 1490 Inner




3373

Air Filter David Brown 1390 1690 1294 Outer 1290 1194 1190 **Inner is 52821**



52821

Air Filter David Brown 1190 Inner 1690 1290 1390 1294 1194 **Outer is 3373**



2966

Air Filter David Brown 1394 Outer **Also 1410 - 1494**




52729

Air Filter David Brown 1394 Inner



1417

Air Filter Ford 4600 Inner & David Brown 1390


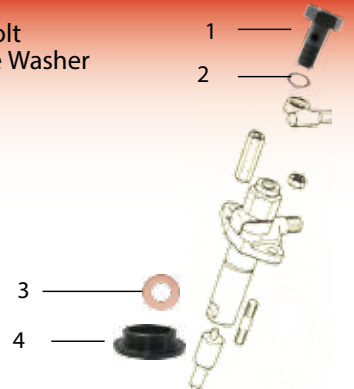


Fuel Filter Assembly



- 1. **1698** Rubber Ring
- 2. **922165** Washer Under Glass Bowl
- 3. **1830702** Fuel Filter Stud Assy
- 4. **3392** Washer For Bleed Assy
- 5. **922169** Fuel Filter Bleed Screw
- 6. **991045** Fuel Filter Assembly Single Imperial

- 1. **0095315** Injector Banjo Bolt
- 2. **2411152** Inj. Leak Off Pipe Washer
- 3. **0921173** Injector Washer
- 4. **33817114** Injector Seal



Front Axle Parts

3915



Track Rod End David Brown P/S Ram Model 885-1212

3907




Track Rod End David Brown 1394 2WD P/S Ram

3095



Track Rod End David Brown 770 780 850 Screw i 1190 1194 1200 1210 1212 1290 1390 1490

3094



Track Rod End Brown 1210 1410 Screw In

780145

Track Rod End Renault 12-14 50-12V 55-12V 70-80-12V Dionis 110 120 130 140 Fructus 110 120 130 140 M20 x 1.5mm LH



41391

Track Rod End Boot Seal Ford - Small OD 45 ID 32 Fit Diameter 37



41390

Track Rod End Boot Seal Ford - Large OD 47 ID 36 Fit Diameter 40



52715



Wheel Hub David Brown 1210

1443



Wheel Stud David Brown Front 770 780 880 885 990 995 996 1190 1194 1290 1294 1390 ** 1 1/8 x 1/2 UNC **

3840



Wheel Stud David Brown Front (Long) 880 (990 995 996 Q Cab) 1200 1210 1212 1410 1412

52714



Wheel Hub David Brown 995 996 Front

Steering Arms

52135



Steering Arm David Brown 995 966 P/S Can Suit 995 996 Manual If Supplied With 3094

52134



Steering Arm David Brown 995 966 Manual ** Equal sized holes at the ends of both arms

Front Axle Parts

52662
Dust Cover David Brown Steering Column **770 996 1190 1390 1194 1410**



62068



4363



Steering Shaft Assembly David Brown 880 - 99624 3/4" Long

Steering Wheel David Brown White



1. **4697** 995/996/1390 Spindle
2. **4699** 995/996/1390 Spindle Bush
3. **1952** Thrust Washer
4. **1377** 995 Front Axle "O" Ring
5. **LM29749/10** 995/996/1390 Spindle Bearing

1919






Wheel Bearing Kit David Brown 1200 1210 1212 1410 1412 1490 - 1690 1494 - 1694

25580/22

Bearing for Kit 1919 David Brown Spindle Bearing

<p>1239</p>  <p>Hub Seal David Brown (WR141)</p>	<p>1022</p>  <p>Wheel Bearing Kit David Brown 880 995</p>	<p>88649/10</p>  <p>Bearing David Brown Stub Axle</p>	<p>3735</p>  <p>Hub Seal David Brown 1200 Front</p>
--	---	--	---

<p>828217</p>  <p>80 mm</p> <p>Rim To Disc Bolt & Nut +Washer 5/8" UNF x 2 7/8"</p>	<p>1330</p>  <p>71mm</p> <p>Rim to Disc Bolt Ford (71mm long)</p>	<p>51330</p>  <p>Disc to Rim Lug</p>
---	--	--

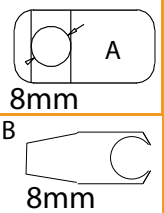
<p>1729</p>  <p>Wheel Rim 550 x 16 - 750 X 16 Rim Front Also Fits Ford 4000 / 5000</p>	<p>1730</p>  <p>Wheel Rim 35 135 - 4.5 x 16 - 600 X 16</p>
--	--

Gas Struts

52215



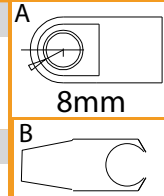
Application	Models		
Sun roof	1190, 1290, 1390, 1490, 1690 1194, 1294, 1394, 1494, 1594, 1694		
Force (N)	Length (mm)	Ram (mm)	OE Ref
330	220	67	3901826M91



2699



Application	Models		
Sun roof	2610-8210 8530-8830 5640-8340 8160-8560 M100-M160 TM110-TM180 TS90-TS115 TW5- TW35 5900		
Force (N)	Length (mm)	Ram (mm)	OE Ref
220	220	65	83949895



Decals

52624



Radiator Door David Brown 995 996 Bonnet
Grommet=62312

52801



Decal David Brown 885 995 996 1200 12 Speed

52618



Decal Kit David Brown 990 (Yellow)

53278



Decal Kit David Brown 880 Selectamatic

Battery Boxes


52162

Battery Box David Brown Implematic & Tool Box And Seat Bracket



52163

Battery Box David Brown Implematic



Panels

52648

Panel David Brown Lower 990 996 4 Cylinder



Nose Cones

52121

Nose Cone David Brown Late 885



Bonnet Grommets

61710

Grommet Bonnet Hood



62312

Grommet Bonnet Old Style mall Round Head Type 61710 New Version 35 100 500 Series



Sunroof & Mudguards

52130

Mudguard David Brown Selectamatic 770 780 RH




52129

Mudguard David Brown Selectamatic 770 780 LH

52131

Mudguard David Brown 880 990 Implematic RH
850 880 950 990



52132

Mudguard David Brown 880 990 Implematic LH
850 880 950 990

52796

Mudguard David Brown RH 850 880 885 990 995 9 850 Selectamatic 880 Selectamatic 885 Selecta 990 Selectamatic 995 Selectamatic 996 Selecta



52797

Mudguard David Brown LH 850 880 885 990 995 9 850 Selectamatic 880 Selectamatic 885 Selecta 990 Selectamatic 995 Selectamatic 996 Selecta

52727

Mudguard David Brown 1200 Pair



52054

Mudguard David Brown 20C 30D



52732


Bracket Mudguard Support David Brown 850 880 950 990 Red **Pair**



Cab Door - Hinge

3187

Hinge Male Bushed Lift Off LH




3188

Hinge Male Bushed Lift Off RH




3189

Hinge Female / Male Bushed Lift Off LH




3190

Hinge Female / Male Bushed Lift Off RH




3184

Hinge Male Lift Off LH




3185

Hinge Male Lift Off RH



3186

Hinge Female Lift Off



Cab Door - Hinge

3982



Non Locking Plain Handle
1.75'

3983



Locking Handle 500's
1.75'

1770



Door Handle Non Locking
(1.5')

1288



Door Locking Handle
(1.5')

4572



Door Handle - Inside
Allen Key

4571



Door Handle Inside
Tap On

4513



120mm Mild Steel Weld on
Hinge & Nipple

4512



100mm Mild Steel Weld
on Hinge

S4040



Door Slam Lock Ford Inner 2000
2600 3000 3600 4000 4100 4600
5000 5600 6600 7000 7600(3058
outer/4571 inner)

2341

DB L.H. Q Cab Handle L.H.



2342

DB R.H. Q Cab Handle R.H.

2213

DB L.H. Slam Lock




2212

DB R.H. Slam Lock


Grills

59522




Grill David Brown White
990 Selectamatic
(440mm x 410mm)

52156




Grill David Brown
White Selectamatic

59524




Grill David Brown
885 Selectamatic
(385mm x 360mm)

59525



Grill David Brown 770 780
Selectamatic
(385mm x 315mm)

52210



Grill David Brown 1200 1210
Selectamatic 445 x 475

52649



Grill Kit David Brown 770
780 Implematic PAIR

52640



Nose Cone David Brown
Implematic

52643



Grill David Brown 770
780 885 Small - Gold

52644



Grill David Brown 880 990
996 Large - Gold 1200 1210
1212 1410 1412 880 990 995

52706



Grill Knob Db
(White D.Browns)

52759



Gold
Tractor Badge
990 White

52758



Gold Tractor Badge
990 Red

52634



Grill Knob David Brown
- White David Browns
**Not for Red David
Browns**

891870




Seat Pan 35 35X 65 135
165 Bucket Type Red
Also fits 185 188 240 265
290 Also fits TE20 TEA20
TED20 TEF20 TO20 T20

51531



Seat David Brown Cushion
& Back Rest Kit

51532



Seat Cushion & Back Rest
Kit David Brown R+W
(Red with White Trim)

51533



Seat Cushion & Back Rest
Kit David Brown (Red
with Yellow Trim)

52768



Seat David Brown 885
990 995 996 1210 1212
1410 1412

52768R



Seat David Brown Red
885 990 995 996 1210
1212 1410 1412

51737



Seat Black c/w Sliding Base

51803

Seat Black Cloth
Foldable Armrests
Rear Suspe **
52845 is Scissor
Suspension **



53757
Arm Rest
Suits 51803

Batteries & Terminals

1013



Battery Terminal
Negative

1014



Battery Terminal
Positive

3282




Battery Terminal Bolt
Assembly Heavy Duty

51403



Battery Clamp 41cm Long

884789



Battery Retaining
Clamp 135

51598



Battery Strap 400mm
c/o Terminals

2647



Battery Terminal
Cover Black LH Black

2649



Battery Terminal
Cover RH Black

2648



Battery Terminal Cover
LH Red

2650



Battery Terminal
Cover RH Red (+ve)

51600



Battery Cable 450mm Positive 50mm - Red

51601



Battery Cable 450mm Negative 50mm - Black

3528



Battery Cable 900mm
Positive 50mm - Red

3529



Battery Cable 900mm
Negative 50mm - Black

1151



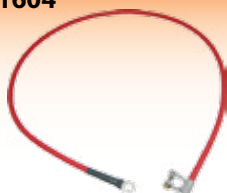
Battery Cable 1100mm
Positive 50mm - Red

1152



Battery Cable 1100mm
Negative 50mm - Black

51604



Battery Cable 1300mm
Positive 50mm - Red

51605



Battery Cable 1300mm
Negative 50mm - Black

51602



Battery Cable 2000mm
Positive 50mm - Red

51603



Battery Cable 2000mm
Negative 50mm - Black

Fuel & Electrical Parts

Starters

4887



Starter David Brown 3 Cylinder Fits
770 775 780 880 885 1190 1194

4978



Starter David Brown IH
990 995 996 RH FIT 12V
Fits 4 Cylinder - 11 Teeth
on the bendix

Dynamo

1620C



Dynamo 35 12v
11amp

Alternators

2421P



Alternator 45 Amp
c/o Pulley & Fan

2188



Alternator Fan

2148



Pulley for Alternator

1012



Alternator 3 Pin
Socket

Solenoids

3960



DB 1200
Solenoid Switch

1108



Solenoid 20D
Push Button

31141425



Pulley Dynamo
35 135

Voltage Regulators

1016



Voltage Regulator
12 Volt Push On

1048



Voltage Regulator 12V Bullet
Connector

Ignition Switches

1294



Ignition Switch Dy-
namo Type - 14mm

1323



Ignition Switch Heat Start
Alternator Type 14

54324157



Ignition Key - Tractor Pack
of 10

Electrical Cab Components

Heater Plugs

1877721



Oil Pressure Switch
200 500 600 3000
4200 6100 8100
8200 Case Maximum CX MX - Light

2666108



Heater Plug
with Push On
Connection

2666103



Heater Plug Old
Type 12v Screw
Type (large hole
20.8mm thread)

2666805



Heater Plug 35 4
Cylinder (thread
19.6mm)

3694



Temperature Sender
Assembly Ford 2000
- 7000C Also fits Ford
TW10 - 30 Also Fits
David Brown 90 94

Cut off Switch Isolation Switches

2303



Cut Off Isolation
Switch Lucas -
Up to 165 (up to
165)

2923



Cut Off Isolation
Switch - Heavy Duty
(up to 165)

51896



Key For Cut Off Isolation
Switch 24V 2500
Amp HD

3875



Cut Off Isolation Switch
Amp Heavy Duty Max
Peak Load 12/24V 2500A
for 5 Seconds Max
Continuous Load 12/24V
250A

51984



Cut Off Isolation
Switch Battery
Emergency

Warning Light

1839



Lamp Warning Amber
Dash Mounted

3101



Lamp Warning Green Dash
Mounted

1844



Lamp Warning Blue Dash
Mounted

1259



Lamp Warning Red 12v 4W
for Alternator

1312



Warning Lamp Red Dash
Mounted 12v 1.2W

51091



Red Indicator
Chrome Housing

2613



Light Amber Warning
12v 13mm Hole

1314



Light Red Warning
12v -13mm Hole

1617401



Flasher Unit 200 500
(6 Pin)

4556



Relay 12v Normally
Open 40A

Rev Counter Parts

52632

Rev Counter Clock David Brown Late Selectamatic models - 780 880 990 1200 885 990 995 996 1210 1212 1410 1412



52721

Rev Counter Clock David Brown



52719

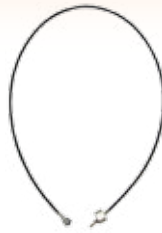
1230mm 7/8" - 5/8"



Rev Counter Cable DB 1190 1210 1212 1290 1390 1412 1490 1594 1690

52720

1410mm 7/8" - 5/8"



Rev Counter Cable DB 1190 1290 1390 1490 990 995 996

52730

1230mm 3/4" - 5/8"



Rev Counter Cable DB 880 990

954959

1600mm 7/8" - 5/8"



Rev Counter Cable 995 996

Temperature Gauge

52635

Gauge David Brown Temperature Selectamatic Fits all Selectamatic tractors 770 780 880 9



52886

Gauge David Brown Fuel



1710



Flasher Unit & Indicator Switch

51743



Light Switch David Brown c/w Egg Shape Knob 5 Position - Badge to suit is 61787

61787



Badge - Various Light Switch Positions David Brown - Suit's 51743

Wiring Looms

52777



Wiring Loom David Brown 770 780

52778



Wiring Loom David Brown 990 Selectamatic

52779



Wiring Loom David Brown 770 780 Selectamatic

Lamps

4207




Signal Lamp Double Sided
Front Lens=2529

1759

12V Tapered Rear Marker Lamp

Lens=2416



1716

12V Flat Rear Marker Lamp

Lens=2416



1715

Front Marker Lamp 12v Flat PAIR

185mm Length x 67mm High x 50mm Deep



1717

Front Marker Lamp 12v Tapered



51701



Head Lamp David Brown 1390 IHC 956
1190 -1694 & IH 856-1056
433-833 1255-1455

3766



Lamp Black Lollipop

61651



** USE 53891 PAIR **

61650

** USE 53891 PAIR **

2324



Work Lamp Cab H3 Single Mounted
6"x3.5"

2356



Work Lamp Small Rubber Body 55 Watt bulb 125mm Diameter 76mm Deep

52264



Lamp IHC RH Ford TL TS L 35 Cabless
Only Replacement David Brown 880 885
990 995 996 1210 1212 1410 1412


52265



Lamp IHC LH Ford TL TS L 35 Cabless Only
Replacement David Brown 880 885 990
995 996 1210 1212 1410 1412

Lamps

53623



Head Lamp Bracket
Nuffield Pair

41783



Head Lamp Nuffield
Vertical Original Type
Universal and David Brown
Plough Lamp

41882



Head Lamp
Fordson Major RH
Original Type

41881



Head Lamp
Fordson Major LH
Original Type

52646



Head Lamp
David
Brown LH

52645



Head Lamp
David
Brown RH

51509



Plough Lamp White c/w H3
& Switch David Brown

61715



Number Plate
Lamp 100's

51983



Head Lamp Socket

Bulbs

1413



Bulb 12v
21/5w Stop
& Tail

1412



Bulb 12v
21w Indica-
tor

1140



Seal Beam Ford Leyland
David Brown 4 1/4" 12v
40/40w Head Lamp - 3
Pin

52764



Head Lamp Cowl David
Brown 1200 1210 1212
1410 1412 770 780 880 885
990 995 996

1305



Head Lamp Electrics
Connector/Cabling

Lucas Beacons

Magnetic

51332



Beacon 12-80v
Mini Xenon

59624



Beacon John Deere
12v Flexi Stem
Small

Xenon Magnetic

51321



Lens 51549
Beacon 12v
Flexi Stem Lucas
Type

53357



Beacon LED
Flexi 12/24V

53358



** USE 53855
WHEN STOCK
GONE **

Xenon Magnetic

51323

Beacon 10-30v Xenon
Magnetic Lucas Type



51320

Beacon 12V Magnetic
c/w Bulb Lucas Type



Lucas Brackets

51388



Beacon Bracket Spring
Loaded

51388B

Bracket Angled
for 51388 Beacon
Bracket 42 43 61
62 81 82



51388K



** USE 51388 ** Beacon
Bracket Spring Load In-
cluding Angled Bracket

51417



Beacon
Bracket John
Deere

3686

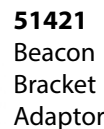


Beacon
Bracket

51034



Beacon Bracket
Adjustable



51421
Beacon
Bracket
Adaptor

Fits All

3680



Beacon
Plug

4841



Beacon Fixing Bracket

51422

Beacon Bracket



51387

Beacon
Bracket




3687

Beacon
Bracket



Wiper Motors

2494




Wiper Motor 12 Volt 105 De-
grees Small Tapered

2493




Wiper Motor 12 Volt 85 De-
grees Small Tapered

41656




Wiper Motor 12 Volt 120|
Straight Single Spin
Shaft Length 99mm

51045




Wiper Motor 12 Volt 110| Short Stem
Straight Shaft Length 46mm
Arm ref is 4296

2491




Wiper Motor 12 Volt 80| Small Tapered Shaft
Shaft Length 58mm - Check Type of Cab

2492




Wiper Motor 12 Volt 110| Small Tapered Shaft
Shaft Length 58mm

51025



Wiper Motor Case 12V 135| Small Tapered Shaft
Shaft Length 34mm

51026




Wiper Motor Case 12V 115| Small Tapered Shaft
Shaft Length 34mm

51260



Wiper Motor 12 Volt 90|
Small Tapered Shaft
Wiper Motor With Cover
& Switch - Shaft 48mm

51006



Wiper Motor David Brown
12V 95|
Large Tapered Shaft -
Shaft Length 80mm

Wiper Motors

3859

Kit = 4195

Wiper Motor 12 Volt 90°
Small Tapered Shaft
c/w Switch



4195

Motor = 3859

Wiper Motor Kit 12 Volt
90° c/w Arm & Blade
Shaft Length 58mm



1008

Kit = 4169

Wiper Motor 12 Volt 110
Degrees Small Tapered
c/w Switch - Shaft Length
58mm



4169

Motor = 1008

Wiper Motor Kit 12 Volt
110° c/w Arm & Blade
Shaft Length 58mm



6671



Wiper Motor 300 12V 115°
Small Tapered Shaft
(Shaft length 78mm)

6645



Wiper Motor 390 12V 105°
Large Tapered Shaft
Shaft length 33mm

3860



Wiper Motor 24 Volt 90° Small
Tapered Shaft
c/w Switch - Shaft length 58mm

59283



Wiper Motor John Deere 6000
** Front & Rear **

51027



Wiper Motor John Deere SG2
12V 90°
Large Tapered Shaft - Shaft
Length 65mm

1563



Wiper Motor Ford Super Q TW5
TW35 10

51061

Arm = 2207
Blade = 1619



Wiper Motor 5400 6100 6200 6400
7400 8100 Also Fits 8200 - For Rear
Window 2207 Is Arm - 1619 Blade -
Shaft 33mm










51059

Arm = 2207
Blade = 1619















Wiper Motor 390 398 105°
Shaft Length 48mm
2207 Is Arm - 1619 Is Blade

Wiper Arms

Photo	Part No	Motor Type	Description	Length	
				Inches	mm
	4296	Straight Shaft	Wiper Arm	18"	457.2
	2014	Straight Shaft	Parallel Arm	8"	457.2
	2207	Tapered Shaft	Wiper Arm		
	1897	Tapered Shaft	Parallel Arm blade=1619	19½"	500
	51497		Wiper Arm	5½"	400
	51008		Wiper Arm MF 600's	19½"	500
	2870		Wiper Arm Ford Super Q & Q Cab blade=2837	7"	431.8
	4894		Wiper Arm Large Hole	5½" 9½"	400 500
	780036		Wiper Arm Renault TS-TX		

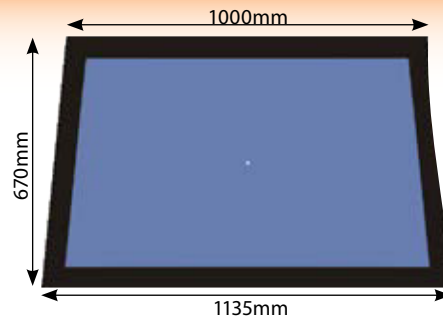
Wiper Blades

Photo	Part No	Description	Length	
			Inches	mm
	2206	New 1008 Motor		400
	2246	Wiper Blade	17½"	450
	4685	Wiper Blade	24"	609.6
	1619	Suit 1897 Wiper Arm	20"	508
	6753	SUIT 600/3000'S		600
	61941	42/43/61/62/81/82's ALSO 5400 6400 7400 Case Ford DB Fiat Deutz JD Leyland	20"	508
	2837	Ford Q & Super Q Cab John Deere 50's SG2 Cab Wiper Arm =2870		500
	404895	Ford 40 TS TM M		550
	51009	Case XL		650
	62039	Wiper Blade Front J.Deere 6000/10/20 Front and Rear for 50HX	23½"	600
	59803	Wiper Blade Rear John Deere 6000/10/20		
	780048	Wiper Blade Renault TS/TX		

Glass

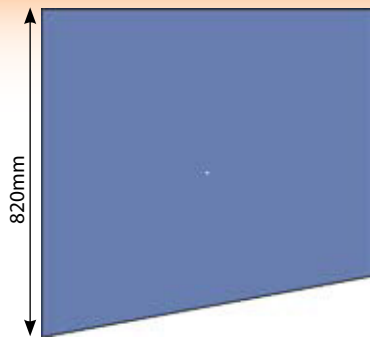
1931

Glass David Brown
Secura Cab Upper
Rear Frame



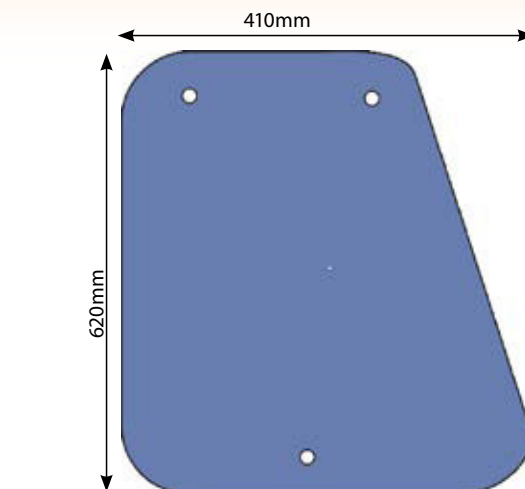
D7025

GLASS IHC DE-
LUXE 1390 TOP
RH DOOR



D7024

D7023




Glass IHC Delux 1390
LH Side Window

Glass IHC Delux 1390
RH Side Window

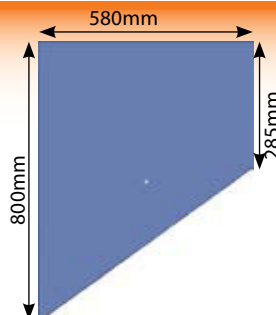
2380

Glass Case David Brown 1394 Rear Upper 8
Hole Case IHC 1190 - 1694 Marshall 602 - 804



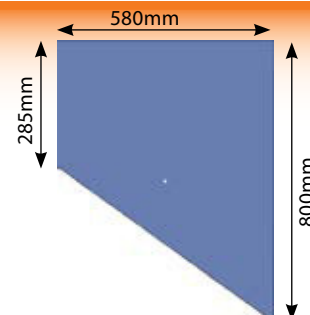
4597

Glass Case 90 94 Lower Door LH
Case/IH 1190 - 1694, Marshall 602 - 804



4598

Glass Case 90 94 Door Lower RH
Case/IH 1190 - 1694, Marshall 602 - 804



Rubbers Strips and Trims

All Rubbers Sold Per Metre

3097



Beaded Strip 500 - Per Mtr (1" or 25mm)Beaded Strip 500's (Per Mtr)

1773



Weather Strip Beaded (22mm) 4.8 mm Glass

1774



Filler Strip for 1773 3097 - Sold in Mtrs.

1888



S Section Rubber - min sale 25mtr 50 mtr per roll

3984



Vinyl Edge Trim Sold per Metre For From 0.7 - 2.5mm Glass / Panel

1285



Draught Excluder Rubber - sold by the metre for 1 to 3 mm 50mtr Per Roll

51553



Filler Strip 20D Bubble Each Side 10 Mtr Roll Dexta & Major Bonnet

2548



Weather Strip 300 - Per Metre

1407



Rubber Section 6mm Metre for 3mm to 6mm

51554



Rubber 35 Dash Instrument Panel

51555



Filler Strip c/o Lip - 10 Mtr Roll

1427



Weather Strip Tool

51227



Glass Bonding Kit

51382



Rubber Section - Per Mtr

59723



Seal - John Deere 20 Series Front Windscreen

53017



Body Filler Isopon P38 Lightweight 250ml

53018



Fibre Glass Repair Paste Isopon P40 250ml

53019



Fibre Glass Repair Kit Fastglas

TRACTOR

PAINT

Hand brush or spray
Hardens to an OEM Finish
No colour variance

PLEASE NOTE:
Use QTP Thinners Only.
Follow directions on tin.

For a Professional Finish

1 Choose Paint
Spray or Brush

Choose

From a wide
range of colours

2 TR1488
1 Ltr Thinners

Mixing Ratio
Paint:Thinners
9:1 or 10:1

3 TR7000
1 Ltr Clear
Lacquer

Tough

Durable &
easy to use



MASSEY FERGUSON

1200TR	35 4 Cylinder Gold
TR1001	35 4 Cylinder Red
TR1180	35X Ferguson Grey
TR1187	Massey Ferguson Red
TR1181	MF 100s Silver Mist
TR1265	Massey Ferguson Flint Grey
TR1399	Stoneleigh Grey
TR1116	Transmission Brown / Charcoal Grey
TR1000	42 Series Chassis Black
TR1002	Massey Ferguson 42 54 Red (New Red)
TR1004	42 Series Silver Mist
TR1179	Smoke Grey
TR1222	NH Driveline Grey - New Cab
TR1225	Massey Ferguson Light Grey Pain
1191TR	Light Grey

RENAULT

TR6615	Renault Grey
TR6611	Renault Orange

SAME

TR5501	Same Blue
---------------	-----------

FORD

TR2440	Fordson Empire Blue
TR3488	Fordson Orange
TR1182	Ford Tractor Blue
6616TR	New Holland Chassis Grey
TR1071	Ford Grey
TR1196	New Holland Ford Blue
TR1221	New Holland Grey White for Wheels

FIAT

TR3130	Fiat Brown
3487TR	Fiat Opal White
4188TR	Fiat Terracotta Brown
TR3131	Fiat Orange
TR3132	Fiat Cream

JOHN DEERE

TR1162	John Deere Green
TR2134	John Deere Yellow

LANDINI

TR1065	Landini Blue
---------------	--------------

FENDT

TR1060	Fendt Green
---------------	-------------

53208
Grey Primer
Wheel Spray
500ml Can



53207
Silver Paint
Wheel Spray
500ml Can



53210
Black Paint
Wheel Spray
500ml Can



53209
High Gloss
Black Paint
Wheel Spray
500ml Can



TRACTOR PAINT

Hand brush or spray
Hardens to an OEM Finish
No colour variance

PLEASE NOTE:
Use QTP Thinners Only.
Follow directions on tin.

For a Professional Finish

TR1156



1 Litre

Red Oxide Primer

TR2397



1 Litre

Buff Primer
Undercoat

TR1955



1 Litre

Grey Primer
Undercoat

IHC/DAVID BROWN

TR1163	IHC Off-White Wheels
TR1231	International Red
TR4703	Case/IHC Red New Red
TR3489	David Brown Hunter Pink
TR1184	David Brown Orchid White
TR1184A	David Brown Power Red

Deutz

TR6617	Deuta Green
TR6618	Deuta Green

ZETOR

TR1193	Zetor Grey
TR1183	Zetor Red
TR1189	Zetor Chassis Green

LEYLAND

TR1190	Leyland Light Blue
TR1190A	IHC / Leyland Dark Blue

WHITE/BLACK

TR2175	Matt Black
TR1109	Gloss Black
TR1420	White

INDUSTRIAL

TR1520	Old Hitachi Orange
TR1003	New Hitachi Zaxis Orange
TR1185	Industrial Yellow
TR1198	New JCB Yellow
TR1115	New Holland Clayson Yellow
TR1160	New Ford Yellow
TR1192	Komatsu Yellow
TR1194	New Holland Yellow
TR1195	Senator Lime Green
TR1253	Rotavator Orange
TR2393	Case Brown
TR2396	New Cat Yellow
TR2401	Case Tan
TR2447	Kvernland Green
TR3684	Land Rover Blue



59633
JD Green Spray
Can Aerosol
400ml

59623
JD Yellow Spray
Can Aerosol
400ml

NUFFIELD

TR3490	Nuffield Orange/Red
--------	---------------------

Clutch, Transmission & PTO



Clutch Parts

Model	Pressure Plate	Main Disc	Pto Disc	Release Bearing	Pto Bearing	Pilot Bearing	Bearing Carrier
770/780/880/885/ 900 /950	 3908 Clutch Unit David Brown 780/880 10"	 2023 Clutch Disc David Brown 770 880 10" 10 Spld 1	 3104 PTO Disc David Brown 880 10"	 1622 Clutch Release Bearing David Brown Small		 1505 Spigot Shaft Bear- ing David Brown	
990/995 c/o 10" pto 990/995/1290/ 1294/1390 c/o 11" pto FOOT TO THE FLOORCLUTCH	 1947 Clutch David Brown 990 995 Single	 2030 Clutch Disc 990 995 1294 11" x 1 3/4" - 10 Splines	 3104 PTO Disc David Brown 880 10" 3103 PTO Disc David Brown 11"	 1622 Clutch Release Bearing David Brown Small		 1505 Spigot Shaft Bearing David Brown	
996/1200/1212/ 1210/1290/1294/ 1390 C/O HAND CLUTCH	 1944L Clutch David Brown 996 Dual LUK L	 2030 Clutch Disc 990 995 1294 11" x 1 3/4" - 10 Splines	 3103 PTO Disc David Brown 11"	 1622 Clutch Release Bearing David Brown Small	 3106 Clutch Release Bearing David Brown 996	 1505 Spigot Shaft Bearing David Brown	
1210/1290/1294/ 1390/1394/1410/ 1412/1490/1494	 3413 Clutch David Brown 1490 Bronze	 1615 PTO Disc Leyland David Brown Main Drive 12" 1 3/4 10 Spd	 1616 Main Disc Leyland David Brown 12' PTO Drive 12" x 1 1/8" (10 Splines)	 1622 Clutch Release Bearing David Brown Small	 3106 Clutch Release Bearing David Brown 996	 1505 Spigot Shaft Bearing David Brown	
1594 1690 1694	 3403		 52805 PTO Disc David Brown	 1622 Clutch Release	 3106 Clutch Release	 1505 Spigot Shaft	

2298

Clutch Release
Bearing Carrier
David Brown 1290
1390 996 995 Early
1210 1212



52641

Clutch Release Carrier
David Brown 1390









51560

Gear Lever Boot
David Brown / Massey
Ferguson David Bro
1210 1212 1410 1412
880 990 995 996



Brake Parts

<p>4122</p>  <p>24.8mm</p> <p>Clutch Slave Seal Kit David Brown 1394 (24.8)</p>	<p>4985</p>  <p>13mm</p> <p>1190-94/1290-94/ 1390-94 Brake Slave Cylinder</p>	<p>4745</p>  <p>24.3mm</p> <p>Repair Kit David Brown 990 995 1290 1390 1490 1690 Brake Slave Cylinder 1690 1694 - 24.3mm</p>	<p>4988</p>  <p>16mm</p> <p>Brake Slave Cylinder David Brown 1490 1494 1594 1690</p>
<p>4192</p> <p>Repair Kit David Brown Master Cylinder 885 990 995 996 1190 1194 1200 1210 1212</p>  <p>18.4mm</p>	<p>4999</p>  <p>Brake & Clutch Master Cylinder David Brown 885 990 995 996 1190 - 1690 1194 - 1694 885 -</p>		
<p>4744</p>  <p>Slave Cylinder Seal Kit David Brown 1490</p>	<p>1887</p> <p>Repair Kit David Brown 885 990 995 996 Brake Slave Cylinder - 21.2mm</p>  <p>21.2mm</p>	<p>62837 Brake Master Cylinder Fermec 860Case IHC CS48 CS52 CS58 CS63 CS68 CS75David Brown 1394 1494 1594 1694</p>  <p>3 pipe</p>	
<p>52174</p> <p>Repair Kit David Brown 1490 1194 1290 1294 13 1394 Clutch Slave Cylinder</p> 	<p>4909</p> <p>Brake Lining David Brown 996 - 2 1/2 wide 1190 1194 1200 1290 1294 990 995 996 2 1/2" wide x 8 1/2" Long</p> 	<p>52175</p> <p>Brake Lining David Brown 1200-1490 3 1/2" Wide x 8 1/4" Long</p> 	
<p>2333</p>  <p>Brake Disc David Brown 1490 Bronze 26 Splines 178mm (7")</p>	<p>4409</p>  <p>Brake Disc Case 580G/DB 1390</p>	<p>52783</p>  <p>Brake Disc Hand Brake Case IH 5120 - 5150 5220 - 5250 MX100 MX110 MX120 MX135 MX150</p>	<p>52784</p>  <p>Brake Disc Case IH Maxxum & MX Series 5120 5130 5140 5220 5230 5240 MX100 MX110</p>
<p>4741</p>  <p>Half Axle Seal David Brown 990 995 996 Outer (108 x 82mm)</p>	<p>1493</p>  <p>Brake Disc David Brown Landini Steel 7"</p>	<p>3704</p>  <p>Half Axle Inner Seal David Brown 990 995 996 81 x 45mm</p>	<p>4740</p>  <p>Half Axle Seal David Brown 995 996 Inner 110 x 90mm</p>
<p>3077 Hand Brake Cable David Brown 996 1390/1394</p> <p>3078 Hand Brake Cable David Brown 996 1390 Short</p> 	<p>53185 Cable Handbrake Case MX80 - 135 McCormick</p> 	<p>53186 Cable Handbrake Case CX McCormick CX</p> 	

Power Steering Pumps


1763

Power Steering Pump
David Brown 995 996
990 995 996 1210 1212
1290 1390 1410 1412
1490




1300

Seal Kit Ford David
Brown Power Steering
Pump



1669

Power Steering Pump
Filter Ford
Massey Ferguson 699
David Brown



3671

Power Steering
Reservoir Filter
Super Major Ford County
3 cylinder David Brown



53190



Bearing Steering IHC B275 384
B414 444 Small Bore ID16MM
OD47

53190



Bearing Steering IHC B275 384
B414 444 Dynamic Model

53191



Bearing Steering IHC B275
384 B414 444 Big Bore
ID22MM OD47MM

Orbital Units

1447

Orbital Unit 300 3000 - 100 OSP



6907

300/3000's Orbital Unit C/W
Orbital Unit 300 3000 125 OSP
M18 Thread



4655

Orbital Unit c/o Relief
Valve 3/4 JIC 100 OS



4564

Orbital Unit Seal Kit to
Suit 4655



4605

Orbital Unit (Valve)
Ford 40 series & TS 4 W/D
Orbital C/W Release Valve
150 osp m18



51051

Orbital Unit 200 OSP 3/4 JIC



4857

Orbital Unit John Deere 160 OSP
(40 Series)



52184

Orbital Unit Case MXU Puma JX
JXU Maxxum Ford 35 60 TL L M T
TL Series TLA TM TSA Series
STZ0R125M170



7808

Orbital Unit Fiat 56 88 90 93 94 Series
100 OSP 1/2" BSP



1504266

Orbital Unit Repair Kit IHC
Massey Ferguson



4620

Orbital Unit Fiat 2 Ram Axle
160 OSP 1/2bsp Also fits
Zetor



4600

Steering Column Assembly Hydrostatic
830mm



62292

Orbital Unit Fitting Kit 675 -698 French Type
2 x Screw & 4 x O Ring 575 - 590



Hydraulic & Steering Parts

3901R



Hydraulic Pump David Brown 995
996 990 1190 1194 1290 1294 770
780 880 885

53439 Seal Kit

4405



Hydraulic Pump David Brown
1494 Tandum
1200 1210 1212 1390 1394 1410
1412 1490 1494
With 1 inlet port

1534



Hydraulic Pump David Brown 1212
1490 Single 1390 1394 1490 1410
1412 1494 1594 1690 1694 ** Flow
27.3 ltr/min **

4504




Pump Coupling Case 1410
1412 1490 1494 1594 1690
1690 Turbo 1694

4566



Pump Coupler David Brown
990-1212 Selectomatic 990
1200 1210 1212

4502



Crankshaft Coupling Case
/ David Brown 885 990
995 996 1200 1210 1212
1410 1412 1490 1494

4503



Crankshaft Coupling Case
/ David Brown 1594 1690
1690 Turbo 1694

4500



Hydraulic Pump Shaft Case
/ David Brown Long 990
995 996 1200 1210 1212
1410 1412 1490 1494


4501



Hydraulic Pump Shaft Case
/ David Brown Short 1594
1690 1690 Turbo 1694

4493

Hydraulic Coupling David
Brown (union) 1210 1212 1410
1412 1490 1494 1594 1690



4980

Ball Peg for David Brown
Power Steering Ram 1210
1212 1410 1412 1490 1494
1594 1690



52378



Hydraulic Spool Valve Cable
Case MX Curved

52377



Hydraulic Spool Valve Cable
Case MX Straight

Linkage Parts



1690
Cat I Top Link 16"
Tube 16" (Adj. Min 20 15/32" Max 28 7/16")



1689
Top Link 20" Cat 2
Tube 20" Adj. Min 25 3/32" Max 36 7/32"

2474

14 1/2" Cat 2 Top Link



893568



Clevis Pin 165 188 300 690
699 Levelling Box 7/8"

53028



Lower Link Pin Cat 1
22 x 78mm

62166 Top Link Pin 20D Cat 1 - Short 76mm
Also David Brown 990 996 1390

53075 Lower Link Pin David Brown 850 Cat 1

52735 Lower Link Pin Cat 1 David Brown 880 990 950




David Brown Stabiliser Assembly

Option A

4969
Stabiliser Bracket David
Brown 990 995 996 1/2"



4710
Implement Pin
David Brown -
5/8" UNF



2171

Stabiliser Assembly David Brown 4
Cylinder 990 995 996 1210 1212 1290
1294 1390 1394 1410 1412 1490 1494




Option B

4674
Stabiliser Bracket
David Brown
990/995/6 5/8"



4709
Implement Pin
David Brown -
3/4" UNC



53926

Levelling Box David Brown 880
885 990 995 996 1190 1290 1390
OE Ref: K940508



IHC Body Parts



51534
Seat Cushion & Back Rest Kit (Intl)
354 374 384 444 B250 B275 B414
BD276BD434



52040
Mudguard IHC - Pair 414 B275
B250 B434



51847
Exhaust Manifold Nuffield 10/60
4/60 4/65



52689
Decal IHC B275 Round



52765
Tractor Badge IHC
B250



52766
Tractor Badge IHC
B275



52773
Wiring Loom IHC
B250 414



36055
Gauge IHC 414 Tem-
perature




36056
Gauge IHC 414
Oil Pressure 434/
B414/275/354/444



36052
Ammeter IHC 414



41762
Rev Counter Nuffield
10/60



52725
Water Pump IHC T6 I6 W6 O6 400
Gas/Diesel M W6 Super M Super
MTA



52167
Oil Pump IH suits BD154
414 434 444 374 38



52609
Cylinder Head IHC 414
** Combustion Cap is
52608 **



52608
Combustion Cap IH 414 **
Cylinder Head is 52609 **




TR1190	Tractol Leyland Light Blue
TR1190A	Tractol IHC/Leyland Dark Blue
TR1957	5 Ltr Thinner Cellulose
TR1488	Tractol 1 Ltr Thinner Tin Can
TR1194	Tractol New Holland Yellow
TR2393	Tractol 1 Ltr. Case Brown
TR2401	Tractol 1 Ltr. Case Tan
TR4703	Tractol 1 Ltr. Case/IHC Red
TR2397	Tractol 1 Ltr. Buff Undercoat
TR1156	Tractol 1 Ltr Red Oxide Primer
TR3489	Tractol David Brown Hunter Pink Paint 1 Ltr
TR3490	Tractol Nuffield Orange / Red Paint 1 Ltr
outside Ireland available only in box of 4 Cans	

Leyland Vintage Parts



3043
Sump Gasket Set Leyland 498



3089
Head Gasket Set Leyland


53614
Seal Crankshaft Front
Nuffield 10/42 10/60
3/42 3/45 3DL



1746
Exhaust Manifold Gasket Leyland
to Cylinder H



1752
Exhaust Manifold Gasket Leyland
Gasket for 51396V Exhaust



1543
Wheel Stud Leyland
Front

John Deere Vintage Parts

4325
Nose Cone John Deere
1030 1130 2030 2130



59998
Grill John Deere 1630 2030
2130 Side



59896
Exhaust John Deere 1830
2030 2130 (Over Bonnet)
2020 2120



59895
Exhaust John Deere
830 - 1630 1040 - 2640
(Over Bonnet) 1020
1120 1350 - 1850

Fiat / Nuffield Vintage Parts

Fiat Vintage Parts



7772
Grill Fiat 540 640
Screen Suits 450
480 500 540 550
600 640



7771
Grill Fiat 540 640
Front Suits 450 480
500 540 550 600
640

Nuffield Vintage Parts



52780
Wiring Loom Nuffield
4/60 10/60



59526
Grill Nuffield 460 Pair



51885
Mudguard Nuffield 10/60
- PAIR



62410
Bonnet Fastener Nuffield 465
- Single Leyland also



51564
Head Lamp Farmhall Cub



41783
Head Lamp Nuffield
Vertical Original Type



52633
Rev Counter Clock Nuffield
4 / 60 Gauge



62112
Steering Wheel Nuffield



51535
Seat Cushion (Green)
Nuffield



51537
Seat Cushion - Red



61590
Exhaust Nuffield
Black Enamel



51774
Exhaust Pipe
Nuffield
10/42 10/60
**4 Pinched
Corners**
34mm ID



53613
Seal Rear Axle Brake
Drum Nuffield 10/42
10/60 3/42 3/45 3DL 45
x 65 x 10mm



53619
Crankshaft Seal Nuffield
3/45 4/65



53310
Seat Rubber Nuffield